


SATA

無塵內嵌式螺桿

無塵環境

Built-in LM Guide Ball-Screw
Series

Clean room



CNK4-L10-S100 - M2 - M100W - B

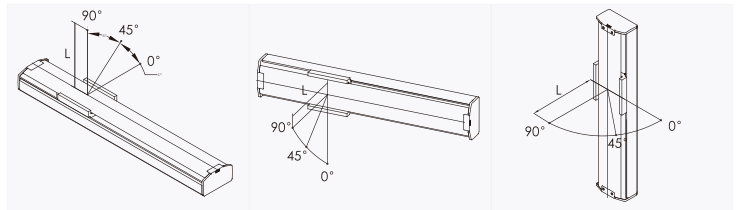
型號 Model 導程 Lead 行程 Stroke 馬達方向 Motor direction 馬達廠牌及出力 Model brand and output 剎車 Brake

M2 馬達外置 Motor outside position
M3 馬達外置右側 Motor outside ,rightward position
M4 馬達外置左側 Motor outside ,rightward position
M6 馬達外置下方 Motor outside ,lower position

H 上銀 Hiwin
X 西門子 Siemens
M 三菱 Mitsubishi
Y 安川 Yaskawa
P 松下 Panasonic
F 富士 Fuji
T 台達 Delta

CNK4規格表(CNK4 Specification)

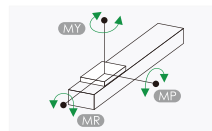
馬達出力 Step motor output	100W			
重複定位精度 Repeatability(mm)	±0.01			
滾珠絲桿外徑 B.S(Φ)	Ø10			
滾珠螺桿導程 Lead(mm)	2	5	10	
最快速度 Maximun speed(mm/sec)	100	250	500	
最大載重 Maximun payload(kg)	水平使用 (H)	25	20	12
	垂直使用 (V)	8	5	2
額定推力 Rated thrus(N)	424	141	71	
行程 Stroke(mm)	100-800 50間隔 (interval)			



水平安裝應用: 單位Unit:mm Horizontal use					牆面安裝應用: 單位Unit:mm Wall installation use					垂直安裝應用: 單位Unit:mm During vertical use				
導程 Lead	荷重 Payload	0°	45°	90°	導程 Lead	荷重 Payload	0°	45°	90°	導程 Lead	荷重 Payload	0°	45°	90°
Lead2	12kg	80	505	1000	Lead2	12kg	1000	70	80	Lead2	4kg	200	165	200
	18kg	50	355	750		18kg	750	42	50		8kg	100	76	100
	25kg	32	260	500		25kg	500	20	32		-	-	-	-
	10kg	70	270	550		10kg	550	58	72		3kg	200	165	200
Lead5	15kg	45	187	350	Lead5	15kg	345	36	45	Lead5	5kg	120	85	120
	20kg	31	140	250		20kg	250	21	31		-	-	-	-
Lead10	8kg	75	130	305	Lead10	8kg	300	60	75	Lead10	1.5kg	350	266	350
	10kg	57	115	240		10kg	240	44	58		2kg	260	190	260
	12kg	47	90	195		12kg	190	35	47		-	-	-	-

*滑塊表面中心到搬送物重心的距離(僅供參考)
Distance center of slider top to center of gravity of object being transported (For reference only)

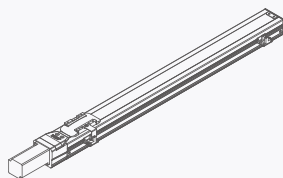
靜態容許負載慣量
Stidic Loading Moment



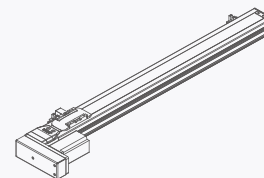
(單位:N.m) (Unit:N.m)
水平使用時 Static Loading Moment

MY	79
MP	79
MR	116

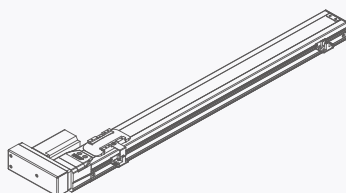
"此款型號不建議當多軸負載軸"
This model suggest not be used as load axis of multi axes.



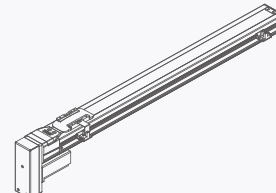
M2



M3

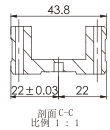
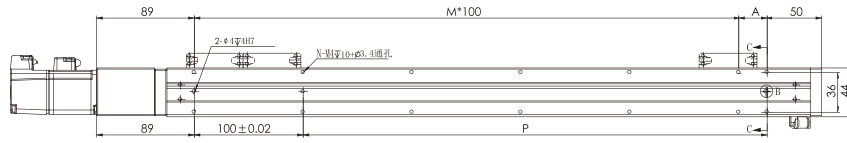
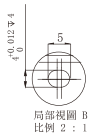
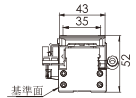
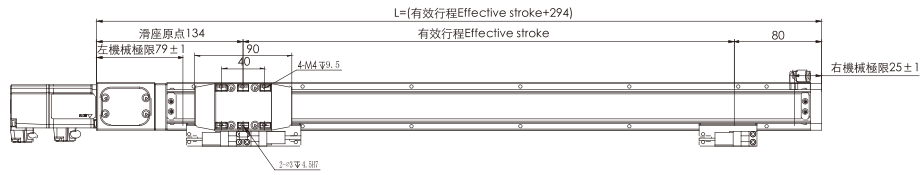


M4



M6

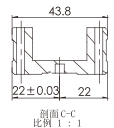
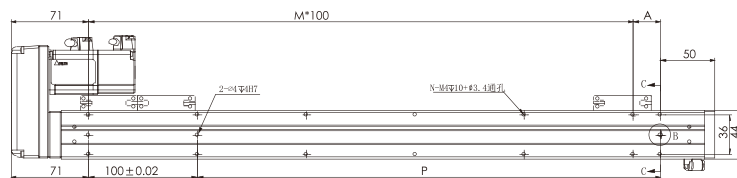
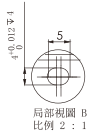
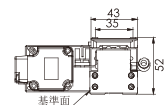

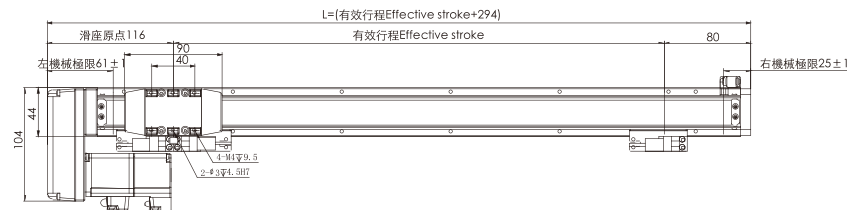
M2



行程	50	100	150	200	250	300	350	400	450	500	550	600	650	700	750	800
L	264	314	364	414	464	514	564	614	664	714	764	814	864	914	964	1014
A	25	75	25	75	25	75	25	75	25	75	25	75	25	75	25	75
M	1	1	2	2	3	3	4	4	5	5	6	6	7	7	8	8
N	6	6	8	8	10	10	12	12	14	14	16	16	18	18	20	20
P	25	75	125	175	225	275	325	375	425	475	525	575	625	675	725	775
重量(kg)	0.95	1.12	1.29	1.47	1.65	1.83	2.01	2.19	2.37	2.55	2.73	2.91	3.09	3.27	3.45	3.63

※本公司享有變更規格之權益，恕不另行通知 ※Drawings and specifications are subject to change without prior notice.

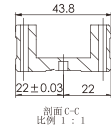
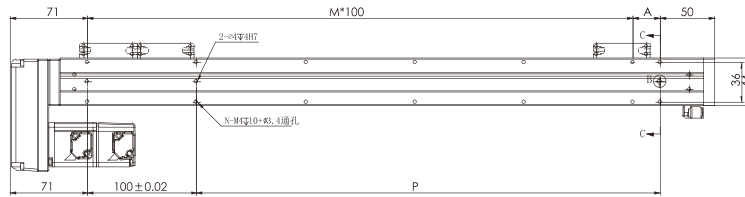
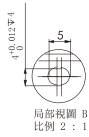
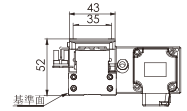
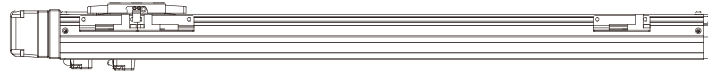

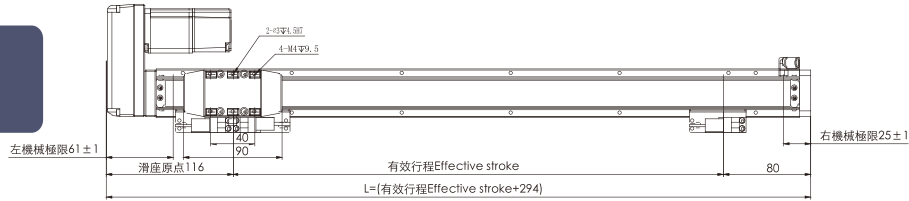
M3



行程	50	100	150	200	250	300	350	400	450	500	550	600	650	700	750	800
L	246	296	346	396	446	496	546	596	646	696	746	796	846	896	946	996
A	25	75	25	75	25	75	25	75	25	75	25	75	25	75	25	75
M	1	1	2	2	3	3	4	4	5	5	6	6	7	7	8	8
N	6	6	8	8	10	10	12	12	14	14	16	16	18	18	20	20
P	25	75	125	175	225	275	325	375	425	475	525	575	625	675	725	775
重量(kg)	1.04	1.22	1.40	1.58	1.76	1.94	2.12	2.30	2.48	2.66	2.84	3.02	3.20	3.38	3.56	3.74

※本公司享有變更規格之權益，恕不另行通知 ※Drawings and specifications are subject to change without prior notice.

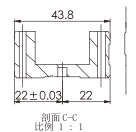
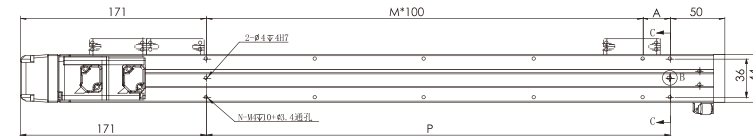
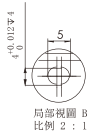
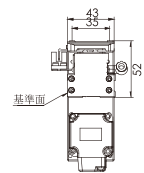
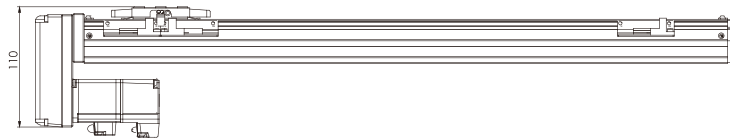

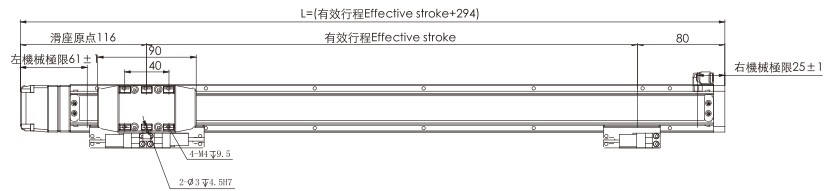
M4



行程	50	100	150	200	250	300	350	400	450	500	550	600	650	700	750	800
L	246	296	346	396	446	496	546	596	646	696	746	796	846	896	946	996
A	25	75	25	75	25	75	25	75	25	75	25	75	25	75	25	75
M	1	1	2	2	3	3	4	4	5	5	6	6	7	7	8	8
N	6	6	8	8	10	10	12	12	14	14	16	16	18	18	20	20
P	25	75	125	175	225	275	325	375	425	475	525	575	625	675	725	775
重量(kg)	1.04	1.22	1.40	1.58	1.76	1.94	2.12	2.30	2.48	2.66	2.84	3.02	3.20	3.38	3.56	3.74

※本公司享有變更規格之權益，恕不另行通知 ※Drawings and specifications are subject to change without prior notice.

M6



行程	50	100	150	200	250	300	350	400	450	500	550	600	650	700	750	800
L	246	296	346	396	446	496	546	596	646	696	746	796	846	896	946	996
A	25	75	25	75	25	75	25	75	25	75	25	75	25	75	25	75
M	1	1	2	2	3	3	4	4	5	5	6	6	7	7	8	8
N	6	6	8	8	10	10	12	12	14	14	16	16	18	18	20	20
P	25	75	125	175	225	275	325	375	425	475	525	575	625	675	725	775
重量(kg)	1.04	1.22	1.40	1.58	1.76	1.94	2.12	2.30	2.48	2.66	2.84	3.02	3.20	3.38	3.56	3.74

※本公司享有變更規格之權益，恕不另行通知 ※Drawings and specifications are subject to change without prior notice.

CNK5-L10-S100- M2- M100W -B

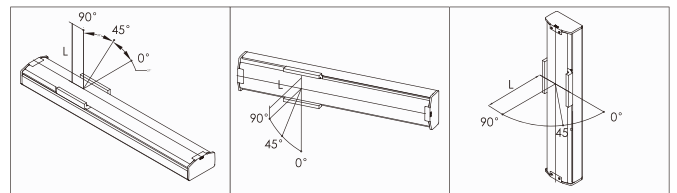
型號 Model 導程 Lead 行程 Stroke 馬達方向 Motor direction 馬達廠牌及出力 Model brand and output 剎車 Brake

M2 馬達外置 Motor outside position
M3 馬達外置右側 Motor outside ,rightward position
M4 馬達外置左側 Motor outside ,rightward position
M6 馬達外置下方 Motor outside ,lower position

H 上銀 Hiwin
X 西門子 Siemens
M 三菱 Mitsubishi
Y 安川 Yaskawa
P 松下 Panasonic
F 富士 Fuji
T 台達 Delta

CNK5規格表(CNK5 Specification)

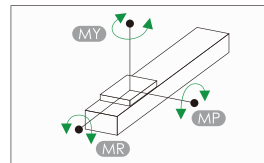
馬達出力 Step motor output	100W	
重複定位精度 Repeatibility(mm)	±0.01	
滾珠絲桿外徑 B.S(Ø)	Ø12	
滾珠螺桿導程 Lead(mm)	5	10
最快速度 Maximun speed(mm/sec)	250	500
最大載重 Maximun payload(kg)	水平使用 (H)	30 15
	垂直使用 (V)	10 5
額定推力 Rated thrus(N)	327	163
行程 Stroke(mm)	100-800 50間隔 (interval)	



水平安裝應用: 單位Unit:mm Horizontal use				牆面安裝應用: 單位Unit:mm Wall installation use				垂直安裝應用: 單位Unit:mm During vertical use						
導程 Lead	荷重 Payload	0°	45°	90°	導程 Lead	荷重 Payload	0°	45°	90°	導程 Lead	荷重 Payload	0°	45°	90°
10	5kg	380	260	600	10	5kg	600	210	153	10	1kg	680	260	580
10	10kg	258	186	370	10	10kg	370	140	86	10	3kg	458	186	458
10	15kg	120	80	160	10	15kg	250	76	66	10	5kg	220	110	220
5	10kg	420	270	650	5	10kg	550	310	150	5	6kg	380	270	380
5	20kg	230	170	380	5	20kg	350	132	80	5	8kg	258	170	258
5	30kg	110	60	150	5	30kg	100	76	60	5	10kg	100	76	100

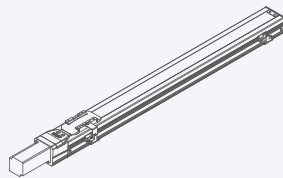
*滑塊表面中心到搬送物重心的距離(僅供參考)
Distance center of slider top to center of gravity of object being transported (For reference only)

靜態容許負載慣量
Stdc Loading Moment

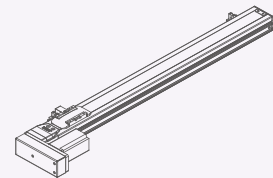


(單位:N.m) (Unit:N.m)
水平使用時 Static Loading Moment

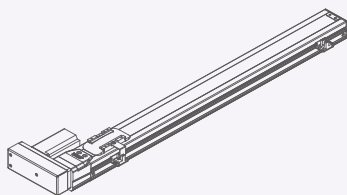
MY	100
MP	100
MR	145



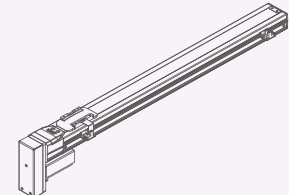
M2



M3

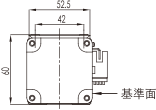


M4

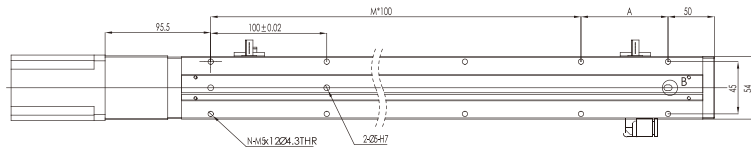
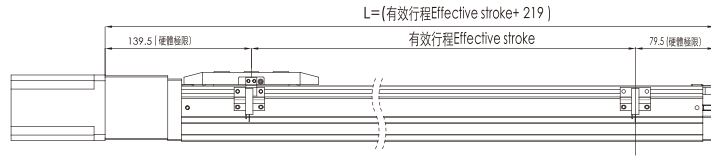
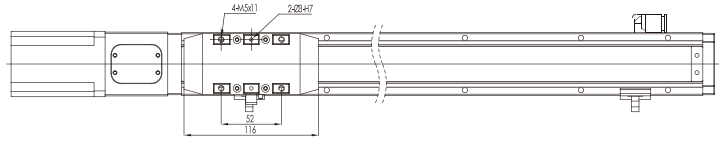


M6

M2



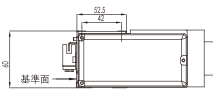
局部視圖B



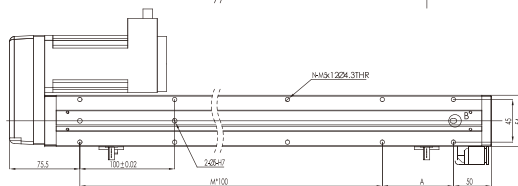

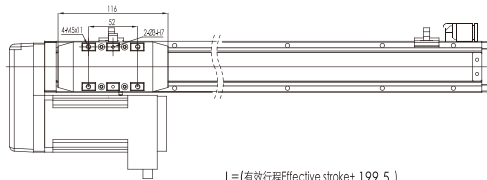
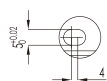
行程	100	150	200	250	300	350	400	450	500	550	600	650	700	750	800
L	319	369	419	469	519	569	619	669	719	769	819	869	919	969	1019
A	75	25	75	25	75	25	75	25	75	25	75	25	75	25	75
M	1	2	2	3	3	4	4	5	5	6	6	7	7	8	8
N	6	8	8	10	10	12	12	14	14	16	16	18	18	20	20
質量(kg)	2.4	2.6	2.8	3.0	3.2	3.4	3.6	3.8	4	4.2	4.4	4.6	4.8	5	5.2

※本公司享有變更規格之權益，恕不另行通知 ※Drawings and specifications are subject to change without prior notice.

M3



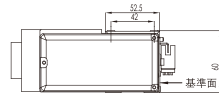
局部視圖B



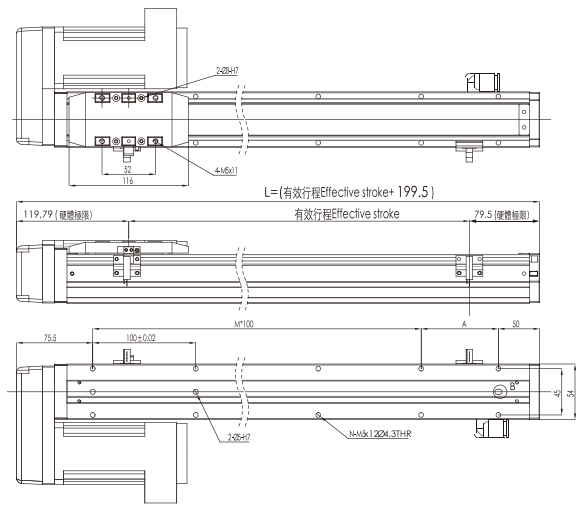
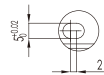
行程	100	150	200	250	300	350	400	450	500	550	600	650	700	750	800
L	299.5	349.5	399.5	449.5	499.5	549.5	599.5	649.5	699.5	749.5	799.5	849.5	899.5	949.5	999.5
A	75	25	75	25	75	25	75	25	75	25	75	25	75	25	75
M	1	2	2	3	3	4	4	5	5	6	6	7	7	8	8
N	6	8	8	10	10	12	12	14	14	16	16	18	18	20	20
質量(kg)	2.6	2.8	3.0	3.2	3.4	3.6	3.8	4	4.2	4.4	4.6	4.8	5	5.2	5.4

※本公司享有變更規格之權益，恕不另行通知 ※Drawings and specifications are subject to change without prior notice.

M4



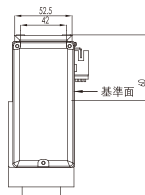
局部視圖B



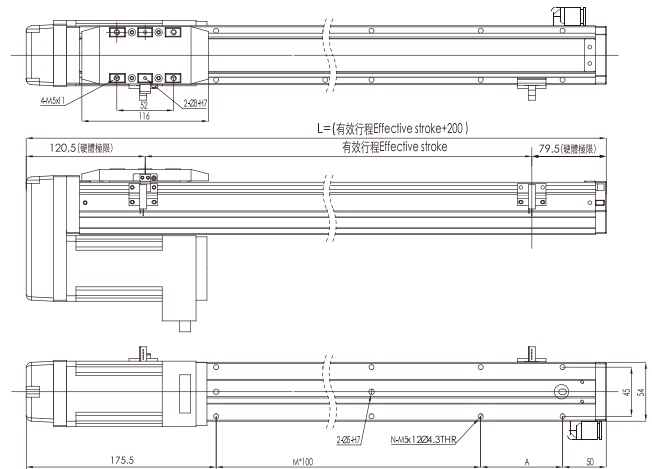
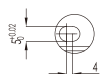
行程	100	150	200	250	300	350	400	450	500	550	600	650	700	750	800
L	299.5	349.5	399.5	449.5	499.5	549.5	599.5	649.5	699.5	749.5	799.5	849.5	899.5	949.5	999.5
A	75	25	75	25	75	25	75	25	75	25	75	25	75	25	75
M	1	2	2	3	3	4	4	5	5	6	6	7	7	8	8
N	6	8	8	10	10	12	12	14	14	16	16	18	18	20	20
質量(kg)	2.6	2.8	3.0	3.2	3.4	3.6	3.8	4	4.2	4.4	4.6	4.8	5	5.2	5.4

※本公司享有變更規格之權益，恕不另行通知 ※Drawings and specifications are subject to change without prior notice.

M6



局部視圖B



行程	100	150	200	250	300	350	400	450	500	550	600	650	700	750	800
L	300	350	400	450	500	550	600	650	700	750	800	850	900	950	1000
A	75	25	75	25	75	25	75	25	75	25	75	25	75	25	75
M	1	2	2	3	3	4	4	5	5	6	6	7	7	8	8
N	6	8	8	10	10	12	12	14	14	16	16	18	18	20	20
質量(kg)	2.6	2.8	3.0	3.2	3.4	3.6	3.8	4	4.2	4.4	4.6	4.8	5	5.2	5.4

※本公司享有變更規格之權益，恕不另行通知 ※Drawings and specifications are subject to change without prior notice.

CNK8-L10-S100-M2-M200W-B

型號

Model

導程

Lead

行程

Stroke

馬達方向

Motor direction

馬達廠牌及出力

Model brand and output

剎車

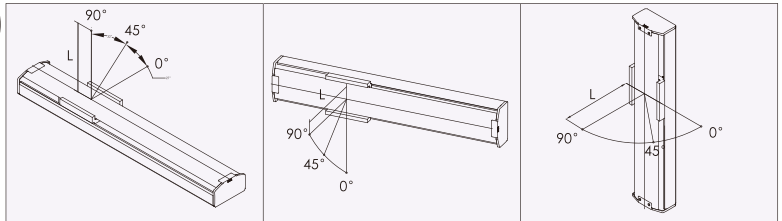
Brake

- M2 馬達外置 Motor outside position
- M3 馬達外置右側 Motor outside ,rightward position
- M4 馬達外置左側 Motor outside ,rightward position
- M6 馬達外置下方 Motor outside ,lower position

- H 上銀 Hiwin
- X 西門子 Siemens
- M 三菱 Mitsubishi
- Y 安川 Yaskawa
- P 松下 Panasonic
- F 富士 Fuji
- T 台達 Delta

CNK8規格表(CNK8 Specification)

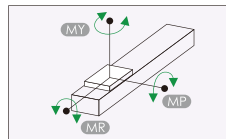
馬達出力 Step motor output	200W			
重複定位精度 Repeatability(mm)	±0.01			
滾珠絲桿外徑 B.S(Ø)	Ø16			
滾珠螺桿導程 Lead(mm)	5	10	20	
最快速度 Maximun speed(mm/sec)	250	500	1000	
最大載重 Maximun payload(kg)	水平使用 (H)	50	30	11
	垂直使用 (v)	15	8	2.6
額定推力 Rated thrus(N)	685	340	176	
行程 Stroke(mm)	100-1050 50間隔 (interval)			



水平安裝應用: 單位Unit:mm Horizontal use				牆面安裝應用: 單位Unit:mm Wall installation use				垂直安裝應用: 單位Unit:mm During vertical use						
導程 Lead	荷重 Payload	0°	45°	90°	導程 Lead	荷重 Payload	0°	45°	90°	導程 Lead	荷重 Payload	0°	45°	90°
Lend20	6kg	467	390	1180	Lend20	6kg	760	423	386	Lend20	2.5kg	863	460	863
	9kg	325	262	800		9kg	542	290	234		-	-	-	-
	12kg	238	183	595		12kg	277	180	159		-	-	-	-
	10kg	415	293	1700	Lend10	10kg	1360	378	286	Lend10	5kg	583	270	583
	20kg	202	200	823		20kg	794	173	136		8kg	340	170	340
	30kg	131	113	483	Lend10	30kg	493	106	86	Lend10	-	-	-	-
	20kg	302	283	1532	Lend05	20kg	1450	214	153	Lend05	10kg	361	245	361
	35kg	146	136	882		35kg	845	113	81		15kg	234	156	234
	50kg	90	78	430	Lend05	50kg	463	74	53	Lend05	-	-	-	-

*滑塊表面中心到搬送物重心的距離(僅供參考)
Distance center of slider top to center of gravity of object being transported (For reference only)

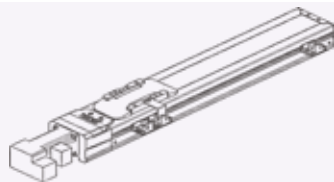
靜態容許負載慣量
Stdic Loading Moment



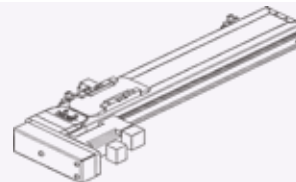
(單位:N.m) (Unit:N.m)
水平使用時 Static Loading Moment

MY	320
MP	320
MR	630

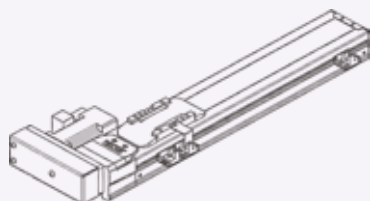
"此款型號不建議當多軸負載軸"
This model suggest not be used as load axis of multi axes.



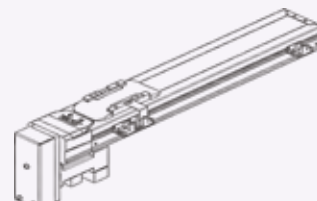
M2



M3

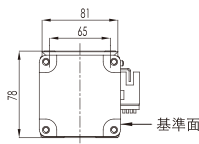


M4

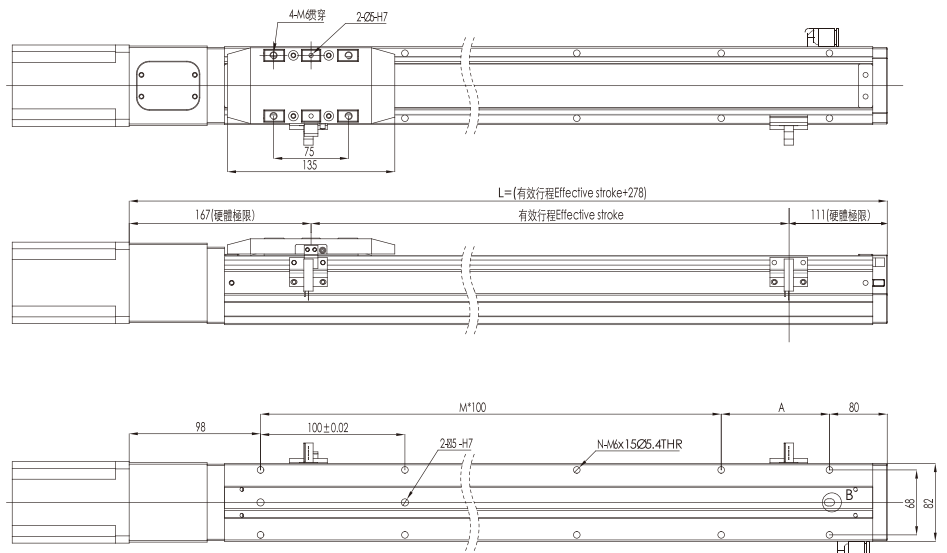
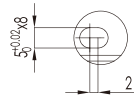


M6

M2



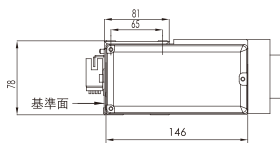
局部視圖B



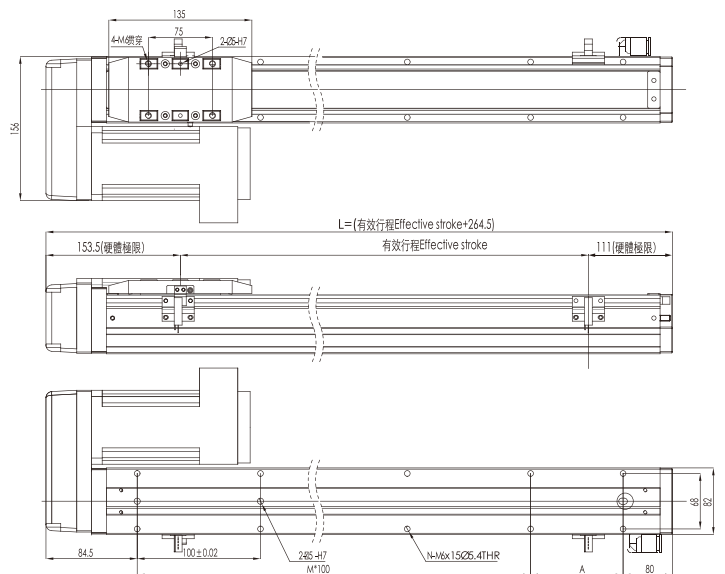
行程	100	150	200	250	300	350	400	450	500	550	600	650	700	750	800	850	900	950	1000	1050
L	378	428	478	528	578	628	678	728	778	828	878	928	978	1028	1078	1128	1178	1228	1278	1328
A	100	50	100	50	100	50	100	50	100	50	100	50	100	50	100	50	100	50	100	50
M	1	2	2	3	3	4	4	5	5	6	6	7	7	8	8	9	9	10	10	11
N	6	8	8	10	10	12	12	14	14	16	16	18	18	20	20	22	22	24	24	26
質量(kg)	5.54	5.91	6.27	6.64	7	7.37	7.73	8.1	8.46	8.83	9.19	9.56	9.92	10.29	10.65	11.02	11.38	11.75	12.11	12.48

※本公司享有變更規格之權益，恕不另行通知 ※Drawings and specifications are subject to change without prior notice.

M3



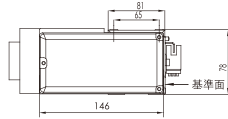
局部視圖B



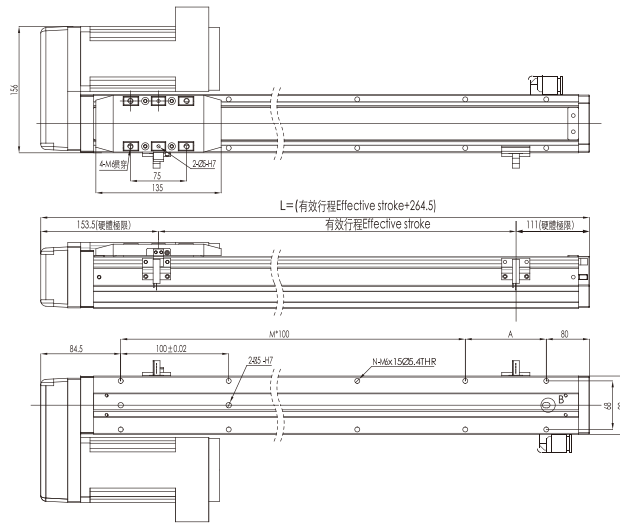
行程	100	150	200	250	300	350	400	450	500	550	600	650	700	750	800	850	900	950	1000	1050
L	364.5	414.5	464.5	514.5	564.5	614.5	664.5	714.5	764.5	814.5	864.5	914.5	964.5	1014.5	1064.5	1114.5	1164.5	1214.5	1264.5	1314.5
A	100	50	100	50	100	50	100	50	100	50	100	50	100	50	100	50	100	50	100	50
M	0	1	1	2	2	3	3	4	4	5	5	6	6	7	7	8	8	9	9	10
N	4	6	6	8	8	10	10	12	12	14	14	16	16	18	18	20	20	22	22	24
質量(kg)	5.6	6.12	6.64	7.16	7.68	8.2	8.72	9.24	9.76	10.28	10.8	11.32	11.84	12.36	12.88	13.4	13.92	14.44	14.96	15.48

※本公司享有變更規格之權益，恕不另行通知 ※Drawings and specifications are subject to change without prior notice.

M4



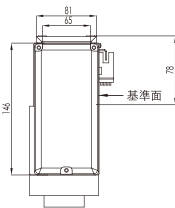
局部視圖B



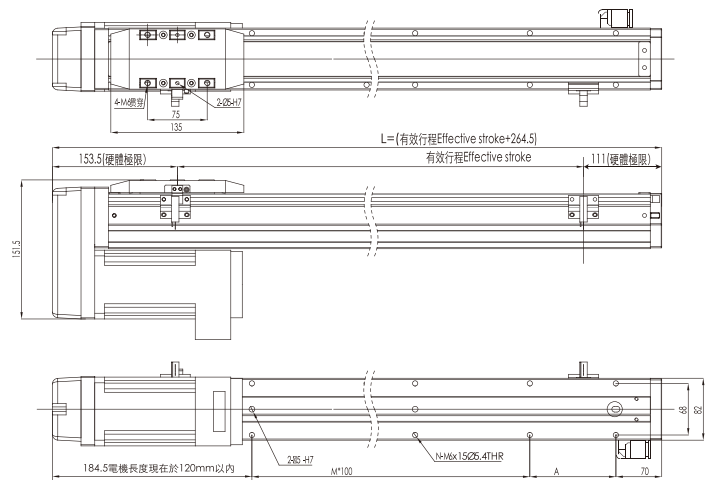
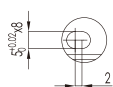
行程	100	150	200	250	300	350	400	450	500	550	600	650	700	750	800	850	900	950	1000	1050
L	364.5	414.5	464.5	514.5	564.5	614.5	664.5	714.5	764.5	814.5	864.5	914.5	964.5	1014.5	1064.5	1114.5	1164.5	1214.5	1264.5	1314.5
A	100	50	100	50	100	50	100	50	100	50	100	50	100	50	100	50	100	50	100	50
M	0	1	1	2	2	3	3	4	4	5	5	6	6	7	7	8	8	9	9	10
N	4	6	6	8	8	10	10	12	12	14	14	16	16	18	18	20	20	22	22	24
質量(kg)	5.6	6.12	6.64	7.16	7.68	8.2	8.72	9.24	9.76	10.28	10.8	11.32	11.84	12.36	12.88	13.4	13.92	14.44	14.96	15.48

※本公司享有變更規格之權益，恕不另行通知 ※Drawings and specifications are subject to change without prior notice.

M6



局部視圖B



行程	100	150	200	250	300	350	400	450	500	550	600	650	700	750	800	850	900	950	1000	1050
L	364.5	414.5	464.5	514.5	564.5	614.5	664.5	714.5	764.5	814.5	864.5	914.5	964.5	1014.5	1064.5	1114.5	1164.5	1214.5	1264.5	1314.5
A	100	50	100	50	100	50	100	50	100	50	100	50	100	50	100	50	100	50	100	50
M	0	1	1	2	2	3	3	4	4	5	5	6	6	7	7	8	8	9	9	10
N	4	6	6	8	8	10	10	12	12	14	14	16	16	18	18	20	20	22	22	24
質量(kg)	5.6	6.12	6.64	7.16	7.68	8.2	8.72	9.24	9.76	10.28	10.8	11.32	11.84	12.36	12.88	13.4	13.92	14.44	14.96	15.48

※本公司享有變更規格之權益，恕不另行通知 ※Drawings and specifications are subject to change without prior notice.

CNK12-L10-S100- M2- M400W -B

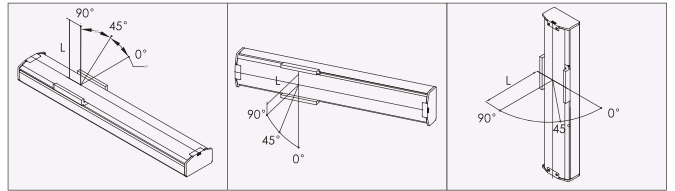
型號 Model	導程 Lead	行程 Stroke	馬達方向 Motor direction	馬達廠牌及出力 Model brand and output	剎車 Brake
-------------	------------	--------------	-------------------------	-----------------------------------	-------------

M2 馬達外置 Motor outside position
 M3 馬達外置右側 Motor outside ,rightward position
 M4 馬達外置左側 Motor outside ,rightward position
 M6 馬達外置下方 Motor outside ,lower position

H 上銀 Hiwin
 X 西門子 Siemens
 M 三菱 Mitsubishi
 Y 安川 Yaskawa
 P 松下 Panasonic
 F 富士 Fuji
 T 台達 Delta

CNK12規格表(CNK12 Specification)

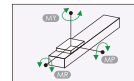
馬達出力 Step motor output	400W				
重複定位精度 Repeatability(mm)	±0.01				
滾珠絲桿外徑 B.S(Ø)	Ø16				
滾珠螺桿導程 Lead(mm)	5	10	20	32	
最快速度 Maximun speed(mm/sec)	250	500	1000	1600	
最大載重 Maximun payload(kg)	水平使用 (H)	110	88	40	30
	垂直使用 (V)	33	22	10	8
額定推力 Rated thrus(N)	954	480	240	200	
行程 Stroke(mm)	100-1250 50間隔 (interval)				



水平安裝應用 (單位: mm)					側面安裝應用 (單位: mm)					垂直安裝應用 (單位: mm)			
導程	承重	90°	45°	0°	導程	承重	90°	45°	0°	導程	承重	90°	0°
5	60kg	2850	250	340	5	55kg	280	280	3300	5	15kg	1200	1200
	80kg	2100	180	250		75kg	200	195	2400		22kg	820	820
	110kg	1500	120	170		110kg	130	125	1550		33kg	550	550
10	30kg	2850	490	600	10	35kg	400	420	2500	10	10kg	1600	1600
	50kg	1700	280	350		55kg	245	250	1550		14kg	1150	1150
	88kg	950	140	190		88kg	150	150	950		22kg	730	730
20	10kg	3400	1250	1400	20	12kg	900	1070	3000	20	7kg	1800	1800
	22kg	1650	550	620		20kg	550	630	1800		10kg	1250	1250
	40kg	900	290	330		40kg	260	300	900		-	-	-
32	15kg	1100	570	550	32	15kg	440	570	1050	32	5kg	1600	1600
	25kg	620	330	320		30kg	210	270	520		8kg	1000	1000
	30kg	520	270	260		-	-	-	-		-	-	-

*滑塊表面中心到搬送物重心的距離(僅供參考)
 Distance center of slider top to center of gravity of object being transported [For reference only]

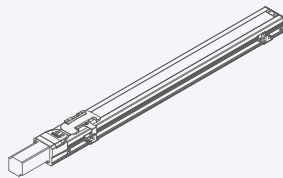
靜態容許負載力
 Static Loading Moment



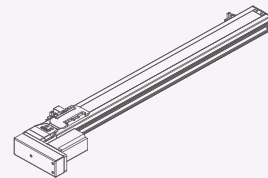
(單位: N.m) (Unit: N.m)
 水平使用時 Static Loading Moment

MY	606
MP	606
MR	1168

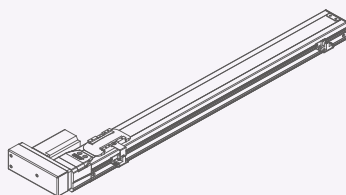
"此款型號不建議當多軸負載軸"
 This model suggest not be used as load axis of multi axes.



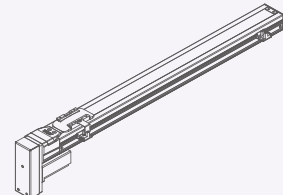
M2



M3

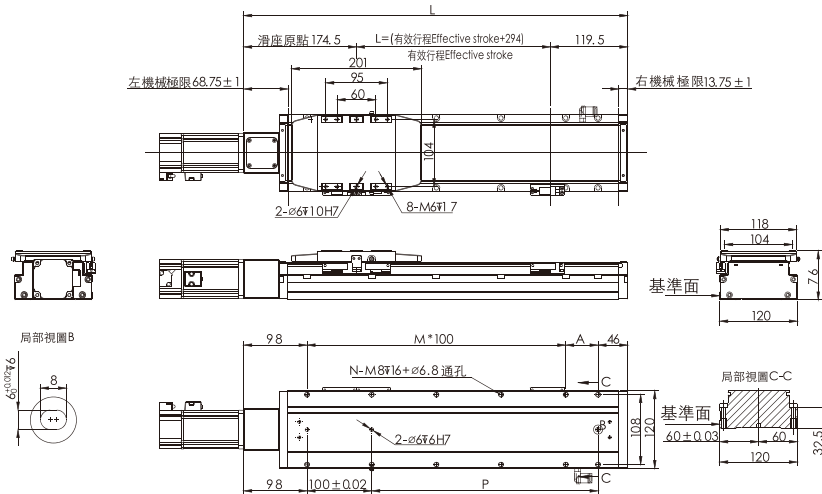


M4



M6

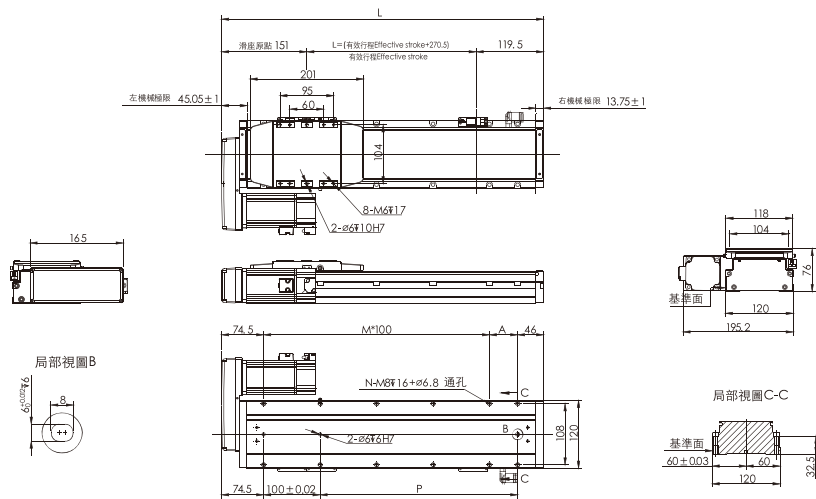
M2



行程	50	100	150	200	250	300	350	400	450	500	550	600	650	700	750	800	850	900	950	1000	1050	1100	1150	1200	1250
L	344	394	444	494	544	594	644	694	744	794	844	894	944	994	1044	1094	1144	1194	1244	1294	1344	1394	1444	1494	1544
A	100	50	100	50	100	50	100	50	100	50	100	50	100	50	100	50	100	50	100	50	100	50	100	50	100
M	1	2	2	3	3	4	4	5	5	6	6	7	7	8	8	9	9	10	10	11	11	12	12	13	13
N	6	8	8	10	10	12	12	14	14	16	16	18	18	20	20	22	22	24	24	26	26	28	28	30	30
P	100	150	200	250	300	350	400	450	500	550	600	650	700	750	800	850	900	950	1000	1050	1100	1150	1200	1250	1300
重量 (kg)	5.05	5.4	5.75	6.1	6.45	6.8	7.15	7.5	7.85	8.2	8.55	8.9	9.25	9.6	9.95	10.3	10.65	11	11.35	11.7	12.05	12.4	12.75	13.1	13.45

※本公司享有變更規格之權益，恕不另行通知 ※Drawings and specifications are subject to change without prior notice.

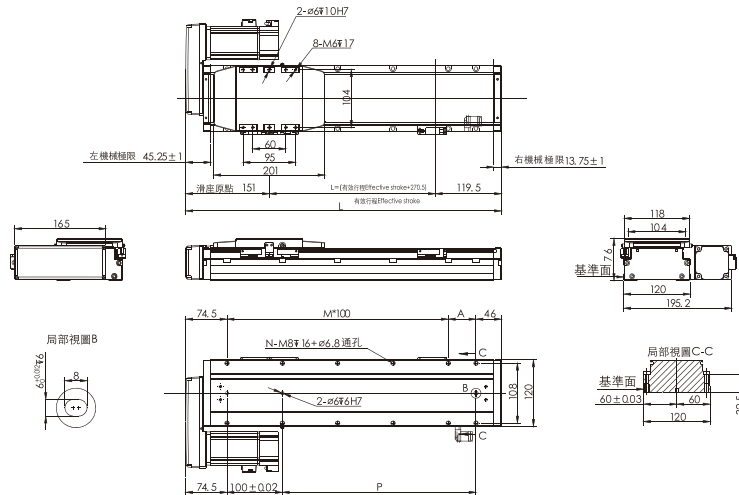
M3



行程	50	100	150	200	250	300	350	400	450	500	550	600	650	700	750	800	850	900	950	1000	1050	1100	1150	1200	1250
L	335	385	435	485	535	585	635	685	735	785	835	885	935	985	1035	1085	1135	1185	1235	1285	1335	1385	1435	1485	1535
A	100	50	100	50	100	50	100	50	100	50	100	50	100	50	100	50	100	50	100	50	100	50	100	50	100
M	0	1	1	2	2	3	3	4	4	5	5	6	6	7	7	8	8	9	9	10	10	11	11	12	12
N	4	6	6	8	8	10	10	12	12	14	14	16	16	18	18	20	20	22	22	24	24	26	26	28	28
P	100	150	200	250	300	350	400	450	500	550	600	650	700	750	800	850	900	1000	1050	1100	1150	1200	1250	1300	1350
重量 (kg)	5.25	5.6	5.95	6.3	6.65	7	7.35	7.7	8.05	8.4	8.75	9.1	9.45	9.8	10.15	10.85	11.2	11.55	11.9	12.25	12.6	12.95	13.26	13.61	

※本公司享有變更規格之權益，恕不另行通知 ※Drawings and specifications are subject to change without prior notice.

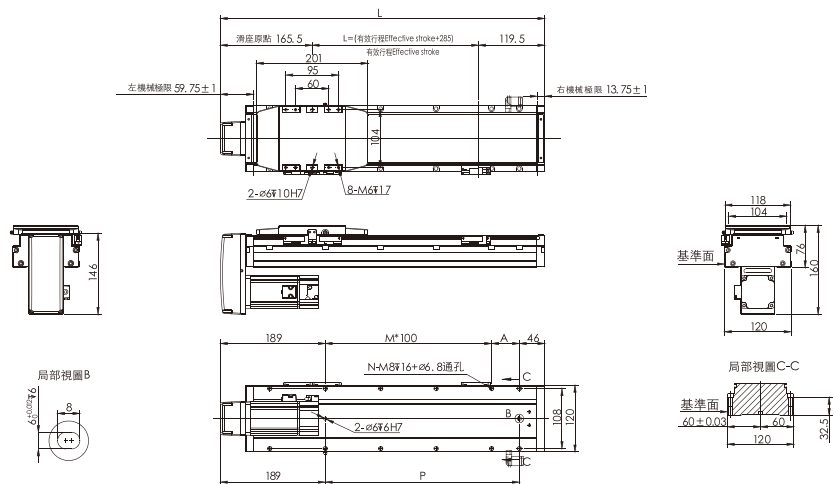
M4



行程	50	100	150	200	250	300	350	400	450	500	550	600	650	700	750	800	850	900	950	1000	1050	1100	1150	1200	1250
L	320.5	370.5	420.5	470.5	520.5	570.5	620.5	670.5	720.5	770.5	820.5	870.5	920.5	970.5	1020.5	1070.5	1120.5	1170.5	1220.5	1270.5	1320.5	1370.5	1420.5	1470.5	1520.5
A	100	50	100	50	100	50	100	50	100	50	100	50	100	50	100	50	100	50	100	50	100	50	100	50	100
M	1	2	2	3	3	4	4	5	5	6	6	7	7	8	8	9	9	10	10	11	11	12	12	13	13
N	6	8	8	10	10	12	12	14	14	16	16	18	18	20	20	22	22	24	24	26	26	28	28	30	30
P	100	150	200	250	300	350	400	450	500	550	600	650	700	750	800	850	900	950	1050	1050	1100	1150	1200	1250	1300
重量 (kg)	5.25	5.6	5.95	6.3	6.65	7	7.35	7.7	8.05	8.4	8.75	9.1	9.45	9.8	10.15	10.85	11.2	11.55	11.51	12.25	12.6	12.56	12.91	13.26	13.61

※本公司享有變更規格之權益，恕不另行通知 ※Drawings and specifications are subject to change without prior notice.

M6



行程	50	100	150	200	250	300	350	400	450	500	550	600	650	700	750	800	850	900	950	1000	1050	1100	1150	1200	1250
L	320.5	370.5	420.5	470.5	520.5	570.5	620.5	670.5	720.5	770.5	820.5	870.5	920.5	970.5	1020.5	1070.5	1120.5	1170.5	1220.5	1270.5	1320.5	1370.5	1420.5	1470.5	1520.5
A	100	50	100	50	100	50	100	50	100	50	100	50	100	50	100	50	100	50	100	50	100	50	100	50	100
M	1	2	2	3	3	4	4	5	5	6	6	7	7	8	8	9	9	10	10	11	11	12	12	13	13
N	6	8	8	10	10	12	12	14	14	16	16	18	18	20	20	22	22	24	24	26	26	28	28	30	30
P	100	150	200	250	300	350	400	450	500	550	600	650	700	750	800	850	900	950	1050	1050	1100	1150	1200	1250	1300
重量 (kg)	5.25	5.6	5.95	6.3	6.65	7	7.35	7.7	8.05	8.4	8.75	9.1	9.45	9.8	10.15	10.85	11.2	11.55	11.51	12.25	12.6	12.56	12.91	13.26	13.61

※本公司享有變更規格之權益，恕不另行通知 ※Drawings and specifications are subject to change without prior notice.