


# SATA

## 内嵌式螺桿

Built-in LM Guide Ball-Screw  
Series

General



# NK4 - L10 - S100 - M2 - M100W - B

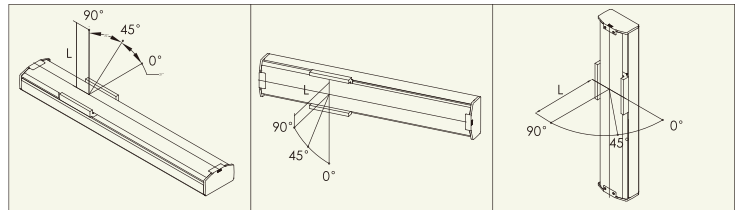
型號 Model      導程 Lead      行程 Stroke      馬達方向 Motor direction      馬達廠牌及出力 Model brand and output      剎車 Brake

**M2** 馬達外置 Motor outside position  
**M3** 馬達外置右側 Motor outside ,rightward position  
**M4** 馬達外置左側 Motor outside ,rightward position  
**M6** 馬達外置下方 Motor outside ,lower position

**H** 上銀 Hiwin  
**X** 西門子 Siemens  
**M** 三菱 Mitsubishi  
**Y** 安川 Yaskawa  
**P** 松下 Panasonic  
**F** 富士 Fuji  
**T** 台達 Delta

## NK4規格表(NK4 Specification)

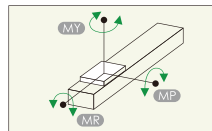
馬達出力 Step motor output	100W			
重複定位精度 Repeatability(mm)	±0.01			
滾珠絲桿外徑 B.S(Φ)	Ø10			
滾珠螺桿導程 Lead(mm)	2	5	10	
最快速度 Maximun speed(mm/sec)	100	250	500	
最大載重 Maximun payload(kg)	水平使用 (H)	25	20	12
	垂直使用 (V)	8	5	2
額定推力 Rated thrus(N)	424	141	71	
行程 Stroke(mm)	100-800 50間隔 (interval)			



水平安裝應用: 單位Unit:mm Horizontal use				牆面安裝應用: 單位Unit:mm Wall installation use				垂直安裝應用: 單位Unit:mm During vertical use						
導程 Lead	荷重 Payload	0°	45°	90°	導程 Lead	荷重 Payload	0°	45°	90°	導程 Lead	荷重 Payload	0°	45°	90°
Lead2	12kg	80	505	1000	Lead2	12kg	1000	70	80	Lead2	4kg	200	165	200
	18kg	50	355	750		18kg	750	42	50		8kg	100	76	100
	25kg	32	260	500		25kg	500	20	32		-	-	-	-
Lead5	10kg	70	270	550	Lead5	10kg	550	58	72	Lead5	3kg	200	165	200
	15kg	45	187	350		15kg	345	36	45		5kg	120	85	120
	20kg	31	140	250		20kg	250	21	31		-	-	-	-
Lead10	8kg	75	130	305	Lead10	8kg	300	60	75	Lead10	1.5kg	350	266	350
	10kg	57	115	240		10kg	240	44	58		2kg	260	190	260
	12kg	47	90	195		12kg	190	35	47		-	-	-	-

\*滑塊表面中心到搬送物重心的距離(僅供參考)  
 Distance center of slider top to center of gravity of object being transported (For reference only)

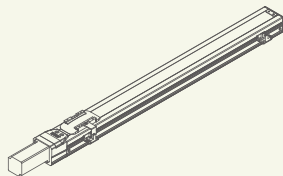
靜態容許負載慣量  
Staic Loading Moment



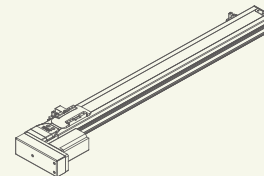
(單位:N.m) ( Unit:N.m)  
水平使用時 Static Loading Moment

MY	79
MP	79
MR	116

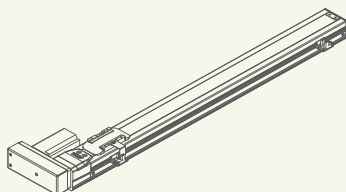
"此款型號不建議當多軸負載軸"  
 This model suggest not be used as load axis of multi axes.



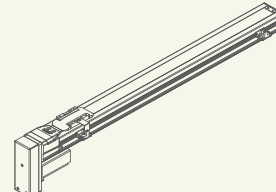
M2



M3

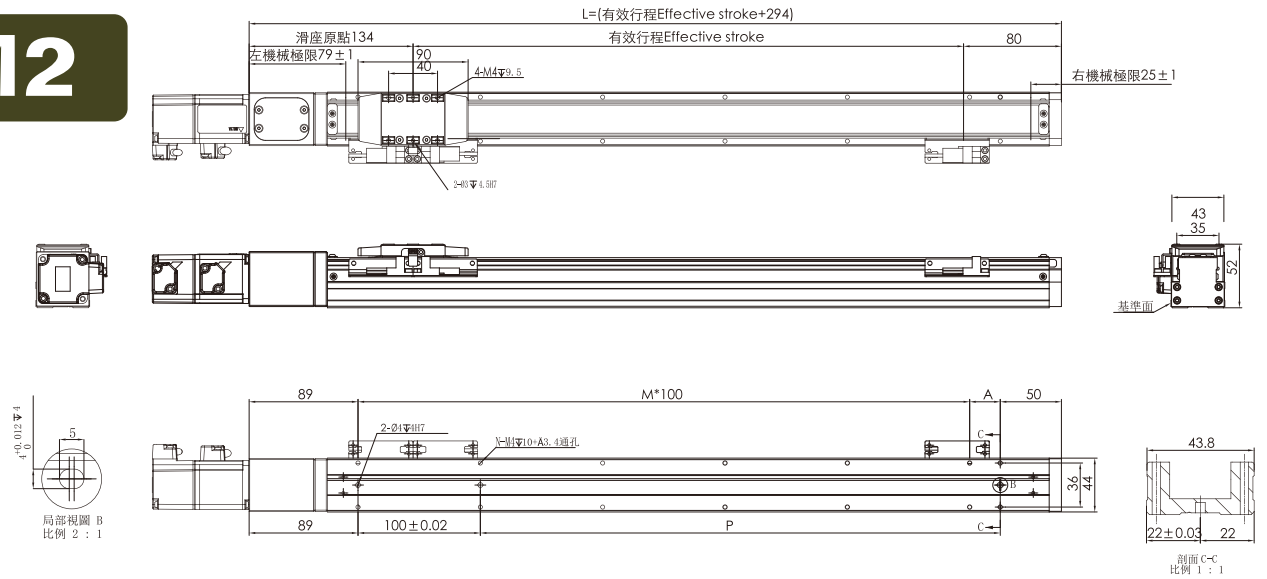


M4



M6

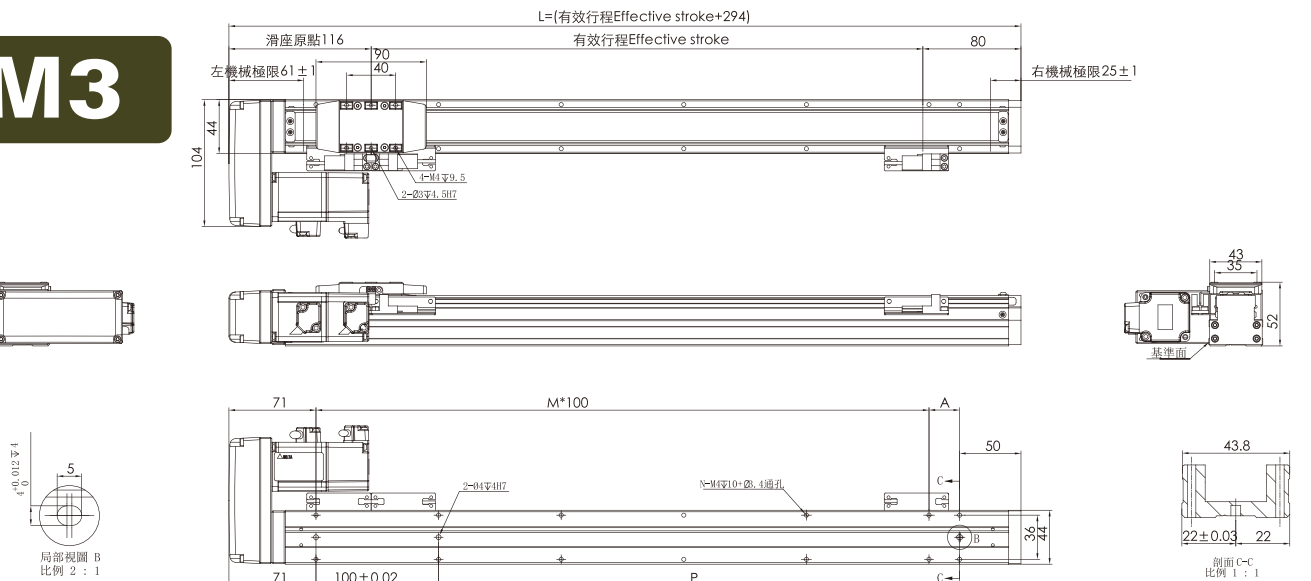
## M2



行程	50	100	150	200	250	300	350	400	450	500	550	600	650	700	750	800
L	264	314	364	414	464	514	564	614	664	714	764	814	864	914	964	1014
A	25	75	25	75	25	75	25	75	25	75	25	75	25	75	25	75
M	1	1	2	2	3	3	4	4	5	5	6	6	7	7	8	8
N	6	6	8	8	10	10	12	12	14	14	16	16	18	18	20	20
P	25	75	125	175	225	275	325	375	425	475	525	575	625	675	725	775
重量(kg)	0.95	1.12	1.29	1.47	1.65	1.83	2.01	2.19	2.37	2.55	2.73	2.91	3.09	3.27	3.45	3.63

※本公司享有變更規格之權益，恕不另行通知 ※Drawings and specifications are subject to change without prior notice.

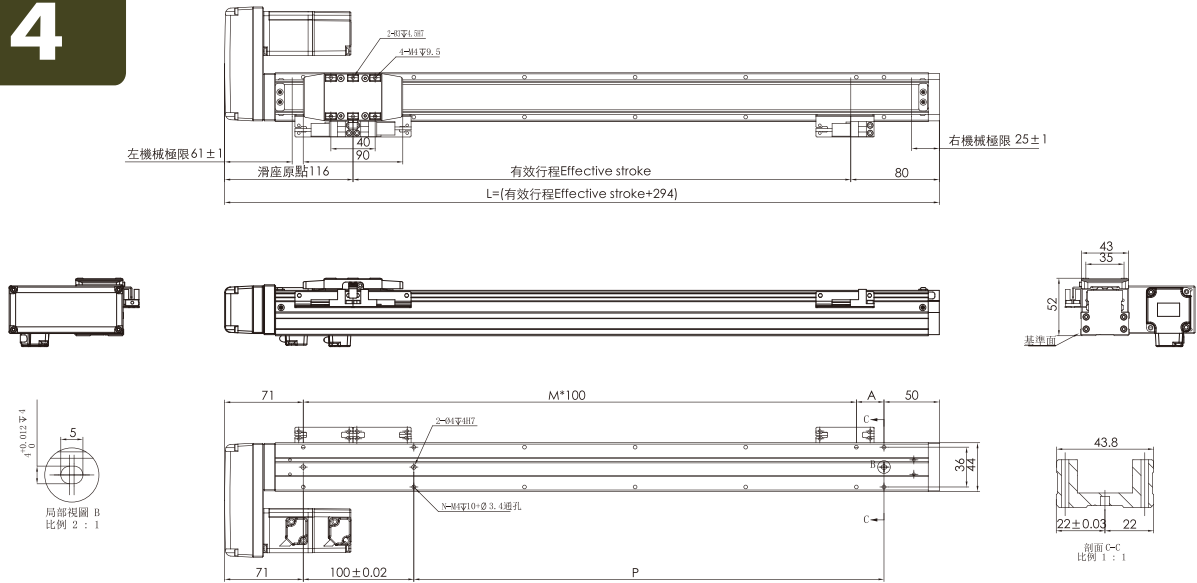
## M3



行程	50	100	150	200	250	300	350	400	450	500	550	600	650	700	750	800
L	246	296	346	396	446	496	546	596	646	696	746	796	846	896	946	996
A	25	75	25	75	25	75	25	75	25	75	25	75	25	75	25	75
M	1	1	2	2	3	3	4	4	5	5	6	6	7	7	8	8
N	6	6	8	8	10	10	12	12	14	14	16	16	18	18	20	20
P	25	75	125	175	225	275	325	375	425	475	525	575	625	675	725	775
重量(kg)	1.04	1.22	1.40	1.58	1.76	1.94	2.12	2.30	2.48	2.66	2.84	3.02	3.20	3.38	3.56	3.74

※本公司享有變更規格之權益，恕不另行通知 ※Drawings and specifications are subject to change without prior notice.

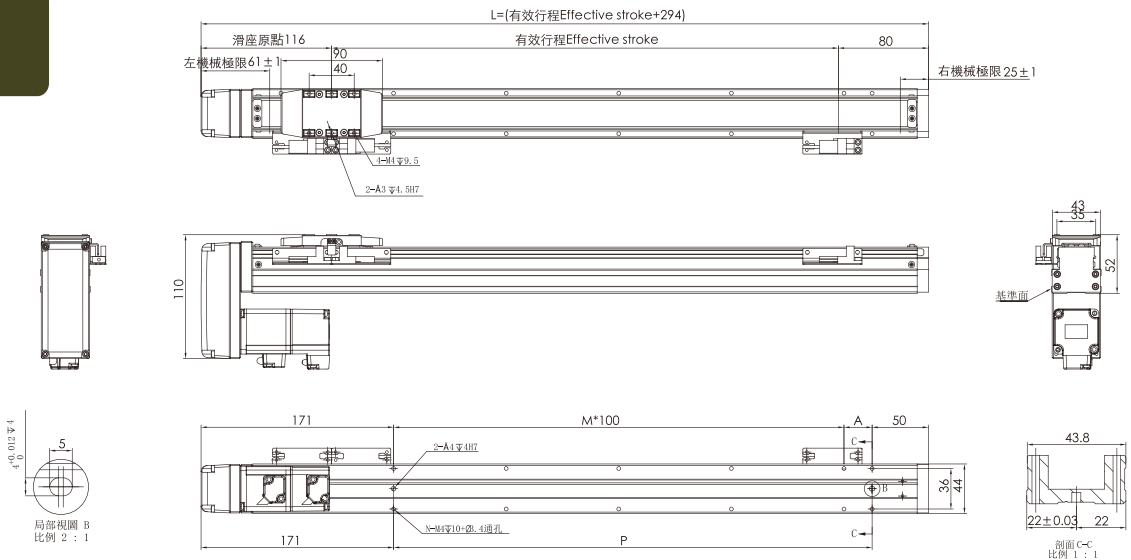
# M4



行程	50	100	150	200	250	300	350	400	450	500	550	600	650	700	750	800
L	246	296	346	396	446	496	546	596	646	696	746	796	846	896	946	996
A	25	75	25	75	25	75	25	75	25	75	25	75	25	75	25	75
M	1	1	2	2	3	3	4	4	5	5	6	6	7	7	8	8
N	6	6	8	8	10	10	12	12	14	14	16	16	18	18	20	20
P	25	75	125	175	225	275	325	375	425	475	525	575	625	675	725	775
重量(kg)	1.04	1.22	1.40	1.58	1.76	1.94	2.12	2.30	2.48	2.66	2.84	3.02	3.20	3.38	3.56	3.74

※本公司享有變更規格之權益，恕不另行通知 ※Drawings and specifications are subject to change without prior notice.

# M6



行程	50	100	150	200	250	300	350	400	450	500	550	600	650	700	750	800
L	246	296	346	396	446	496	546	596	646	696	746	796	846	896	946	996
A	25	75	25	75	25	75	25	75	25	75	25	75	25	75	25	75
M	1	1	2	2	3	3	4	4	5	5	6	6	7	7	8	8
N	6	6	8	8	10	10	12	12	14	14	16	16	18	18	20	20
P	25	75	125	175	225	275	325	375	425	475	525	575	625	675	725	775
重量(kg)	1.04	1.22	1.40	1.58	1.76	1.94	2.12	2.30	2.48	2.66	2.84	3.02	3.20	3.38	3.56	3.74

※本公司享有變更規格之權益，恕不另行通知 ※Drawings and specifications are subject to change without prior notice.

## NK5-L10-S100- M2- M100W -B

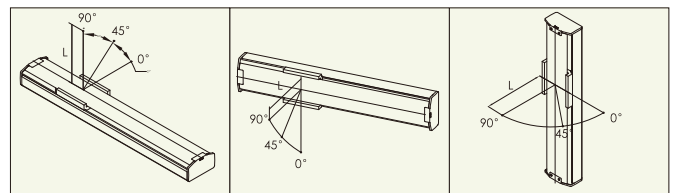
型號 Model      導程 Lead      行程 Stroke      馬達方向 Motor direction      馬達廠牌及出力 Model brand and output      剎車 Brake

**M2** 馬達外置 Motor outside position  
**M3** 馬達外置右側 Motor outside ,rightward position  
**M4** 馬達外置左側 Motor outside ,rightward position  
**M6** 馬達外置下方 Motor outside ,lower position

**H** 上銀 Hiwin  
**X** 西門子 Siemens  
**M** 三菱 Mitsubishi  
**Y** 安川 Yaskawa  
**P** 松下 Panasonic  
**F** 富士 Fuji  
**T** 台達 Delta

### NK5規格表(NK5 Specification)

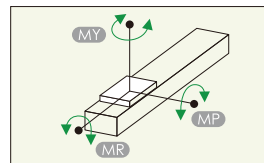
馬達出力 Step motor output	100W	
重複定位精度 Repeatability(mm)	±0.01	
滾珠絲桿外徑 B.S(Ø)	Ø12	
滾珠螺桿導程 Lead(mm)	5	10
最快速度 Maximun speed(mm/sec)	250	500
最大載重 Maximun payload(kg)	水平使用 (H)	15
	垂直使用 (V)	5
額定推力 Rated thrus(N)	327	163
行程 Stroke(mm)	100-800 50間隔 (interval)	



水平安裝應用: 單位Unit:mm Horizontal use				牆面安裝應用:單位Unit:mm Wall installation use				垂直安裝應用: 單位Unit:mm During vertical use						
導程 Lead	荷重 Payload	0°	45°	90°	導程 Lead	荷重 Payload	0°	45°	90°	導程 Lead	荷重 Payload	0°	45°	90°
5	5kg	380	260	600	5	5kg	600	210	153	5	1kg	680	260	580
10	10kg	258	186	370	10	10kg	370	140	86	10	3kg	458	186	458
15	15kg	120	80	160	15	15kg	250	76	66	15	5kg	220	110	220
20	20kg	420	270	650	20	20kg	550	310	150	20	6kg	380	270	380
25	25kg	230	170	380	25	25kg	350	132	80	25	8kg	258	170	258
30	30kg	110	60	150	30	30kg	100	76	60	30	10kg	100	76	100

\*滑塊表面中心到搬送物重心的距離(僅供參考)  
Distance center of slider top to center of gravity of object being transported (For reference only)

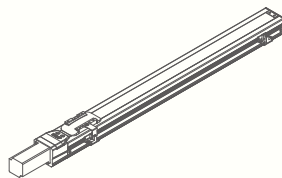
靜態容許負載慣量  
Static Loading Moment



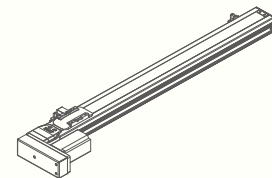
(單位:N.m) ( Unit:N.m)  
水平使用時 Static Loading Moment

MY	100
MP	100
MR	145

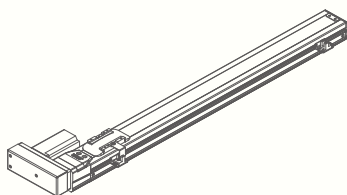
"此款型號不建議當多軸負載軸"  
This model suggest not be used as load axis of multi axes.



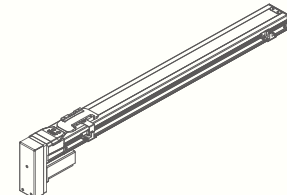
M2



M3

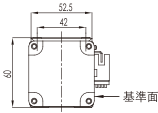


M4

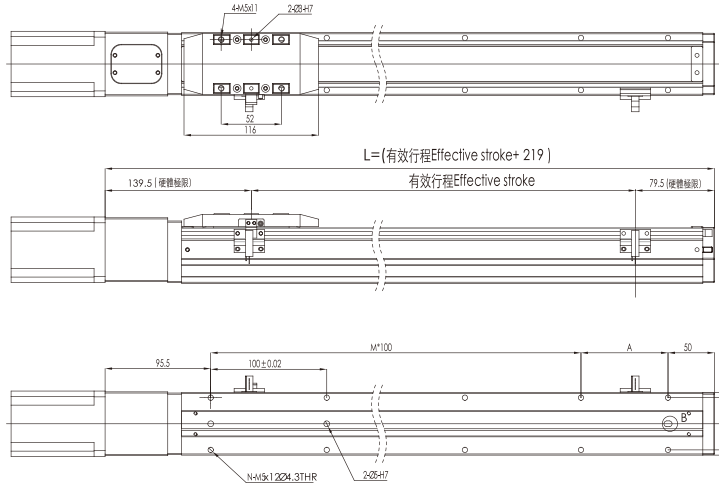


M6

# M2



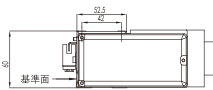
局部視圖B



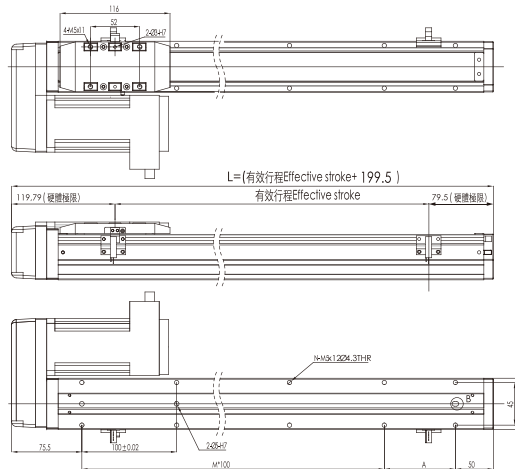
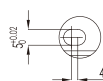
行程	100	150	200	250	300	350	400	450	500	550	600	650	700	750	800
L	319	369	419	469	519	569	619	669	719	769	819	869	919	969	1019
A	75	25	75	25	75	25	75	25	75	25	75	25	75	25	75
M	1	2	2	3	3	4	4	5	5	6	6	7	7	8	8
N	6	8	8	10	10	12	12	14	14	16	16	18	18	20	20
質量(kg)	2.4	2.6	2.8	3.0	3.2	3.4	3.6	3.8	4	4.2	4.4	4.6	4.8	5	5.2

※本公司享有變更規格之權益，恕不另行通知 ※Drawings and specifications are subject to change without prior notice.

# M3



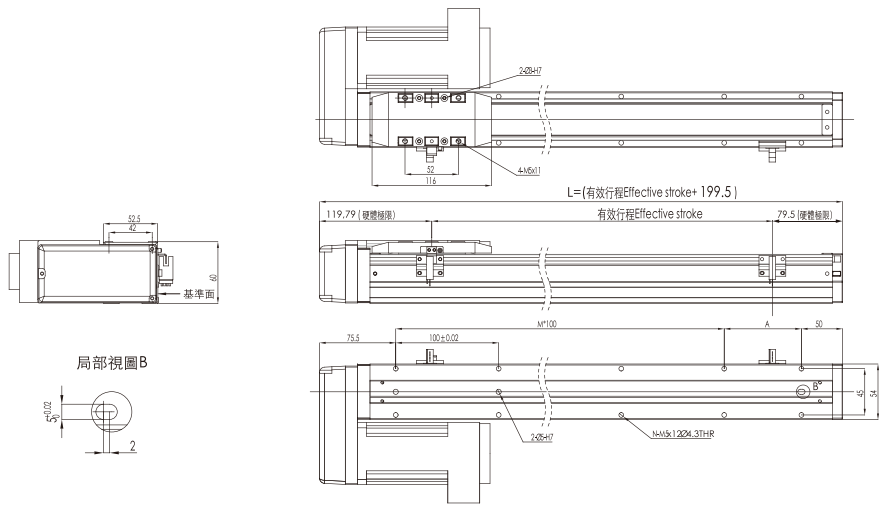
局部視圖B



行程	100	150	200	250	300	350	400	450	500	550	600	650	700	750	800
L	299.5	349.5	399.5	449.5	499.5	549.5	599.5	649.5	699.5	749.5	799.5	849.5	899.5	949.5	999.5
A	75	25	75	25	75	25	75	25	75	25	75	25	75	25	75
M	1	2	2	3	3	4	4	5	5	6	6	7	7	8	8
N	6	8	8	10	10	12	12	14	14	16	16	18	18	20	20
質量(kg)	2.6	2.8	3.0	3.2	3.4	3.6	3.8	4	4.2	4.4	4.6	4.8	5	5.2	5.4

※本公司享有變更規格之權益，恕不另行通知 ※Drawings and specifications are subject to change without prior notice.

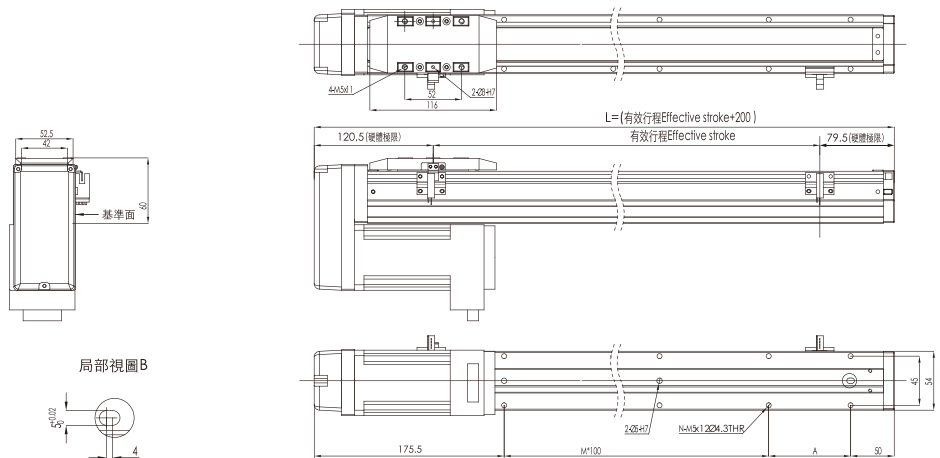
## M4



行程	100	150	200	250	300	350	400	450	500	550	600	650	700	750	800
L	299.5	349.5	399.5	449.5	499.5	549.5	599.5	649.5	699.5	749.5	799.5	849.5	899.5	949.5	999.5
A	75	25	75	25	75	25	75	25	75	25	75	25	75	25	75
M	1	2	2	3	3	4	4	5	5	6	6	7	7	8	8
N	6	8	8	10	10	12	12	14	14	16	16	18	18	20	20
質量(kg)	2.6	2.8	3.0	3.2	3.4	3.6	3.8	4	4.2	4.4	4.6	4.8	5	5.2	5.4

※本公司享有變更規格之權益，恕不另行通知 ※Drawings and specifications are subject to change without prior notice.

## M6



行程	100	150	200	250	300	350	400	450	500	550	600	650	700	750	800
L	300	350	400	450	500	550	600	650	700	750	800	850	900	950	1000
A	75	25	75	25	75	25	75	25	75	25	75	25	75	25	75
M	1	2	2	3	3	4	4	5	5	6	6	7	7	8	8
N	6	8	8	10	10	12	12	14	14	16	16	18	18	20	20
質量(kg)	2.6	2.8	3.0	3.2	3.4	3.6	3.8	4	4.2	4.4	4.6	4.8	5	5.2	5.4

※本公司享有變更規格之權益，恕不另行通知 ※Drawings and specifications are subject to change without prior notice.

# NK8-L10-S100-M2-M200W-B

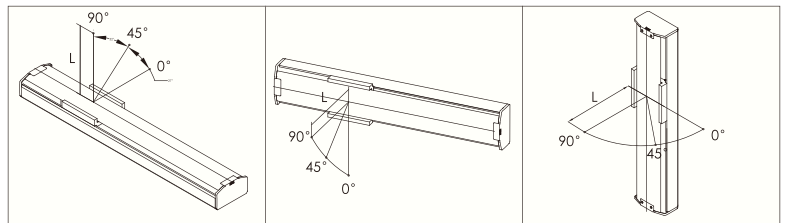
型號 Model      導程 Lead      行程 Stroke      馬達方向 Motor direction      馬達廠牌及出力 Model brand and output      剎車 Brake

- M2 馬達外置 Motor outside position
- M3 馬達外置右側 Motor outside ,rightward position
- M4 馬達外置左側 Motor outside ,rightward position
- M6 馬達外置下方 Motor outside ,lower position

- H 上銀 Hiwin
- X 西門子 Siemens
- M 三菱 Mitsubishi
- Y 安川 Yaskawa
- P 松下 Panasonic
- F 富士 Fuji
- T 台達 Delta

## NK8規格表(NK8 Specification)

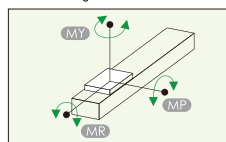
馬達出力 Step motor output	200W			
重複定位精度 Repeatability(mm)	±0.01			
滾珠絲桿外徑 B.S(Ø)	Ø16			
滾珠螺桿導程 Lead(mm)	5	10	20	
最快速度 Maximum speed(mm/sec)	250	500	1000	
最大載重 Maximum payload(kg)	水平使用 (H)	50	30	11
	垂直使用 (V)	15	8	2.6
額定推力 Rated thrus(N)	685	340	176	
行程 Stroke(mm)	100-1050 50間隔 (interval)			



水平安裝應用: 單位Unit:mm Horizontal use					牆面安裝應用: 單位Unit:mm Wall installation use					垂直安裝應用: 單位Unit:mm During vertical use				
導程 Lead	荷重 Payload	0°	45°	90°	導程 Lead	荷重 Payload	0°	45°	90°	導程 Lead	荷重 Payload	0°	45°	90°
Lead20	6kg	467	390	1180	Lead20	6kg	760	423	386	Lead20	2.5kg	863	460	863
	9kg	325	262	800		9kg	542	290	234		-	-	-	-
	12kg	238	183	595		12kg	277	180	159		-	-	-	-
	10kg	415	293	1700	Lead10	10kg	1360	378	286	Lead10	5kg	583	270	583
	20kg	202	200	823		20kg	794	173	136		8kg	340	170	340
	30kg	131	113	483	Lead10	30kg	493	106	86	Lead10	-	-	-	-
	20kg	302	283	1532	Lead05	20kg	1450	214	153	Lead05	10kg	361	245	361
	35kg	146	136	882		35kg	845	113	81		15kg	234	156	234
	50kg	90	78	430	Lead05	50kg	463	74	53	Lead05	-	-	-	-

\*滑塊表面中心到搬送物重心的距離(僅供參考)  
Distance center of slider top to center of gravity of object being transported (For reference only)

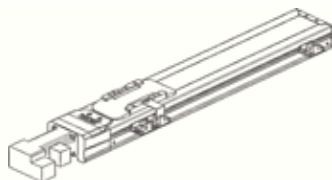
靜態容許負載慣量  
Static Loading Moment



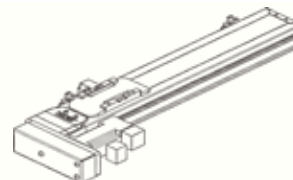
(單位:N.m) ( Unit:N.m)  
水平使用時 Static Loading Moment

MY	320
MP	320
MR	630

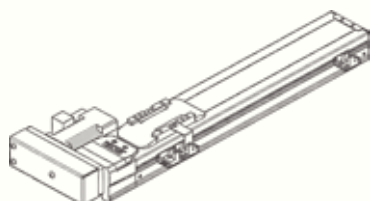
"此款型號不建議當多軸負載軸"  
This model suggest not be used as load axis of multi axes.



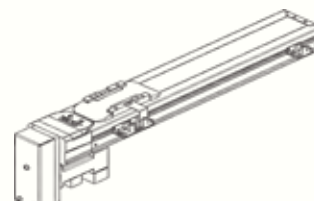
M2



M3



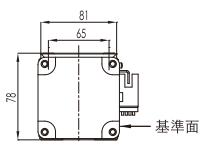
M4



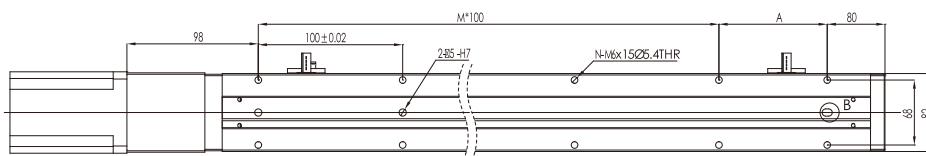
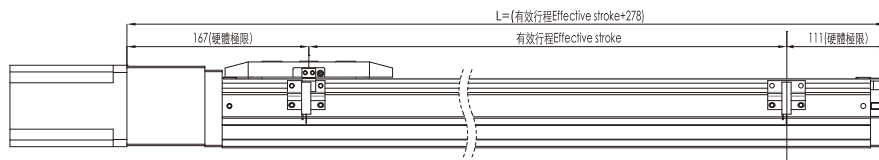
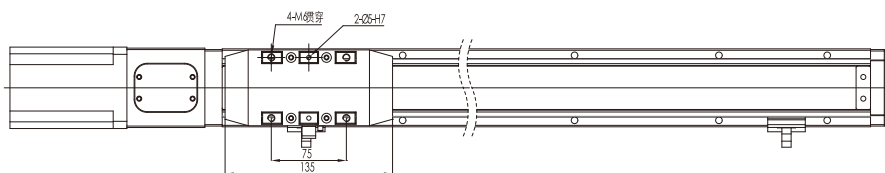
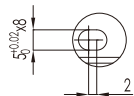
M6



## M2



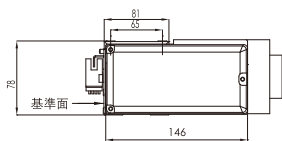
局部視圖B



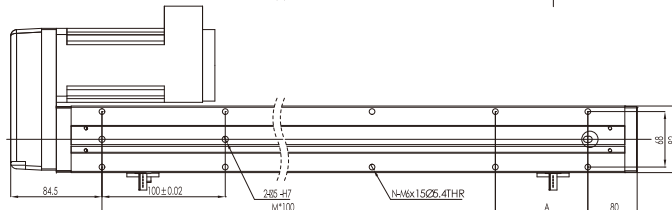

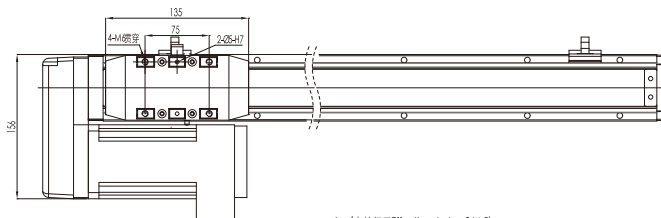
行程	100	150	200	250	300	350	400	450	500	550	600	650	700	750	800	850	900	950	1000	1050
L	378	428	478	528	578	628	678	728	778	828	878	928	978	1028	1078	1128	1178	1228	1278	1328
A	100	50	100	50	100	50	100	50	100	50	100	50	100	50	100	50	100	50	100	50
M	1	2	2	3	3	4	4	5	5	6	6	7	7	8	8	9	9	10	10	11
N	6	8	8	10	10	12	12	14	14	16	16	18	18	20	20	22	22	24	24	26
質量(kg)	5.54	5.91	6.27	6.64	7	7.37	7.73	8.1	8.46	8.83	9.19	9.56	9.92	10.29	10.65	11.02	11.38	11.75	12.11	12.48

※本公司享有變更規格之權益，恕不另行通知 ※Drawings and specifications are subject to change without prior notice.

## M3



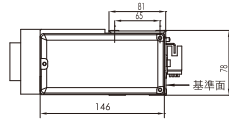
局部視圖B



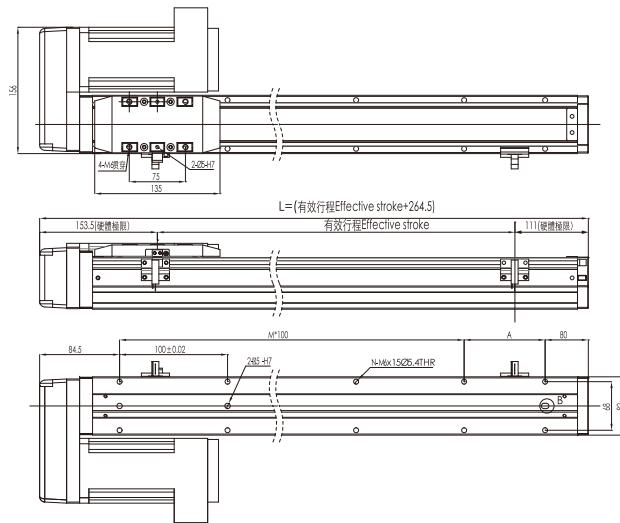
行程	100	150	200	250	300	350	400	450	500	550	600	650	700	750	800	850	900	950	1000	1050
L	364.5	414.5	464.5	514.5	564.5	614.5	664.5	714.5	764.5	814.5	864.5	914.5	964.5	1014.5	1064.5	1114.5	1164.5	1214.5	1264.5	1314.5
A	100	50	100	50	100	50	100	50	100	50	100	50	100	50	100	50	100	50	100	50
M	0	1	1	2	2	3	3	4	4	5	5	6	6	7	7	8	8	9	9	10
N	4	6	6	8	8	10	10	12	12	14	14	16	16	18	18	20	20	22	22	24
質量(kg)	5.6	6.12	6.64	7.16	7.68	8.2	8.72	9.24	9.76	10.28	10.8	11.32	11.84	12.36	12.88	13.4	13.92	14.44	14.96	15.48

※本公司享有變更規格之權益，恕不另行通知 ※Drawings and specifications are subject to change without prior notice.

# M4



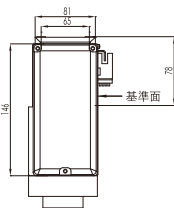
局部視圖B



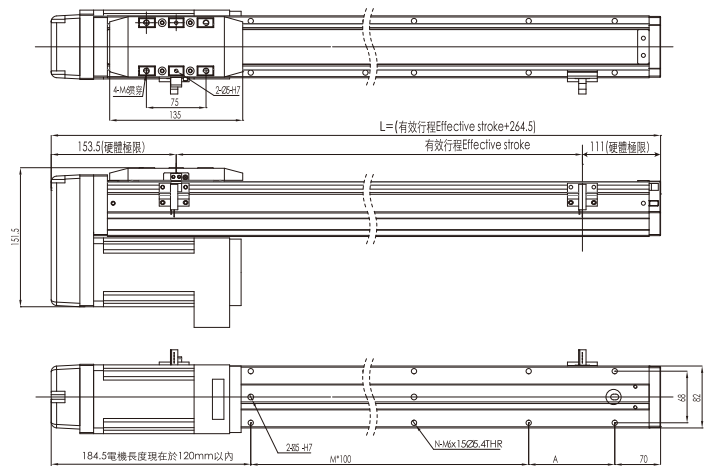
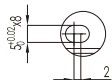
行程	100	150	200	250	300	350	400	450	500	550	600	650	700	750	800	850	900	950	1000	1050
L	364.5	414.5	464.5	514.5	564.5	614.5	664.5	714.5	764.5	814.5	864.5	914.5	964.5	1014.5	1064.5	1114.5	1164.5	1214.5	1264.5	1314.5
A	100	50	100	50	100	50	100	50	100	50	100	50	100	50	100	50	100	50	100	50
M	0	1	1	2	2	3	3	4	4	5	5	6	6	7	7	8	8	9	9	10
N	4	6	6	8	8	10	10	12	12	14	14	16	16	18	18	20	20	22	22	24
質量(kg)	5.6	6.12	6.64	7.16	7.68	8.2	8.72	9.24	9.76	10.28	10.8	11.32	11.84	12.36	12.88	13.4	13.92	14.44	14.96	15.48

※本公司享有變更規格之權益，恕不另行通知 ※Drawings and specifications are subject to change without prior notice.

# M6



局部視圖B



行程	100	150	200	250	300	350	400	450	500	550	600	650	700	750	800	850	900	950	1000	1050
L	364.5	414.5	464.5	514.5	564.5	614.5	664.5	714.5	764.5	814.5	864.5	914.5	964.5	1014.5	1064.5	1114.5	1164.5	1214.5	1264.5	1314.5
A	100	50	100	50	100	50	100	50	100	50	100	50	100	50	100	50	100	50	100	50
M	0	1	1	2	2	3	3	4	4	5	5	6	6	7	7	8	8	9	9	10
N	4	6	6	8	8	10	10	12	12	14	14	16	16	18	18	20	20	22	22	24
質量(kg)	5.6	6.12	6.64	7.16	7.68	8.2	8.72	9.24	9.76	10.28	10.8	11.32	11.84	12.36	12.88	13.4	13.92	14.44	14.96	15.48

※本公司享有變更規格之權益，恕不另行通知 ※Drawings and specifications are subject to change without prior notice.

## NK12-L10-S100- M2- M400W -B

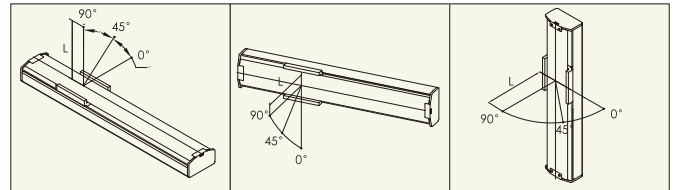
型號 Model      導程 Lead      行程 Stroke      馬達方向 Motor direction      馬達廠牌及出力 Model brand and output      剎車 Brake

**M2** 馬達外置 Motor outside position  
**M3** 馬達外置右側 Motor outside ,rightward position  
**M4** 馬達外置左側 Motor outside ,rightward position  
**M6** 馬達外置下方 Motor outside ,lower position

**H** 上銀 Hiwin  
**X** 西門子 Siemens  
**M** 三菱 Mitsubishi  
**Y** 安川 Yaskawa  
**P** 松下 Panasonic  
**F** 富士 Fuji  
**T** 台達 Delta

### NK12規格表(NK12 Specification)

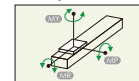
馬達出力 Step motor output	400W				
重複定位精度 Repeatability(mm)	±0.01				
滾珠絲桿外徑 B.S(Ø)	Ø16				
滾珠螺桿導程 Lead(mm)	5	10	20	32	
最快速度 Maximum speed(mm/sec)	250	500	1000	1600	
最大載重 Maximum payload(kg)	水平使用 (H)	110	88	40	30
	垂直使用 (V)	33	22	10	8
額定推力 Rated thrus(N)	954	480	240	200	
行程 Stroke(mm)	100-1250 50間隔 (interval)				



水平安裝應用 (單位: mm)					側面安裝應用 (單位: mm)					垂直安裝應用 (單位: mm)			
導程	承重	90°	45°	0°	導程	承重	90°	45°	0°	導程	承重	90°	0°
5	60kg	2850	250	340	5	55kg	280	280	3300	5	15kg	1200	1200
	80kg	2100	180	250		75kg	200	195	2400		22kg	820	820
	110kg	1500	120	170		110kg	130	125	1550		33kg	550	550
10	30kg	2850	490	600	10	35kg	400	420	2500	10	10kg	1600	1600
	50kg	1700	280	350		55kg	245	250	1550		14kg	1150	1150
	88kg	950	140	190		88kg	150	150	950		22kg	730	730
20	10kg	3400	1250	1400	20	12kg	900	1070	3000	20	7kg	1800	1800
	22kg	1650	550	620		20kg	550	630	1800		10kg	1250	1250
	40kg	900	290	330		40kg	260	300	900		-	-	-
32	15kg	1100	570	550	32	15kg	440	570	1050	32	5kg	1600	1600
	25kg	620	330	320		30kg	210	270	520		8kg	1000	1000
	30kg	520	270	260		-	-	-	-		-	-	-

\*滑塊表面中心到搬運物重心的距離(僅供參考)  
Distance center of slider top to center of gravity of object being transported (For reference only)

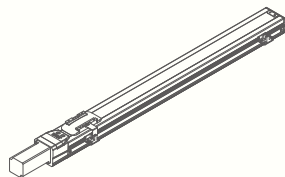
靜態容許負載力矩  
Static Loading Moment



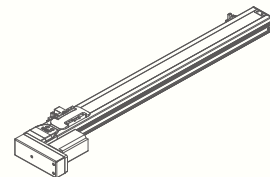
(單位:N.m) [ Unit:N.m]  
水平使用時 Static Loading Moment

MY	606
MP	606
MR	1168

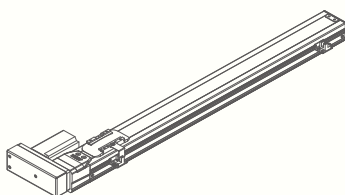
"此款型號不建議當多軸負載軸"  
This model suggest not be used as load axis of multi axes.



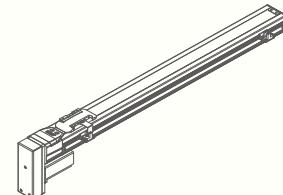
M2



M3

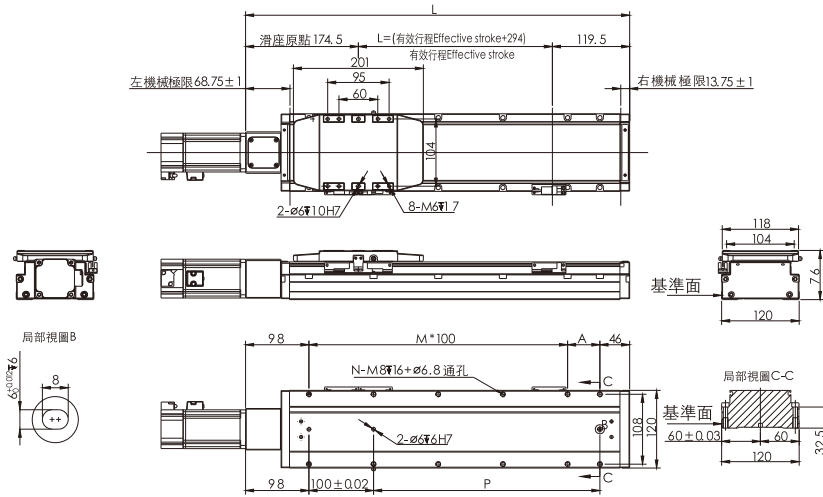


M4



M6

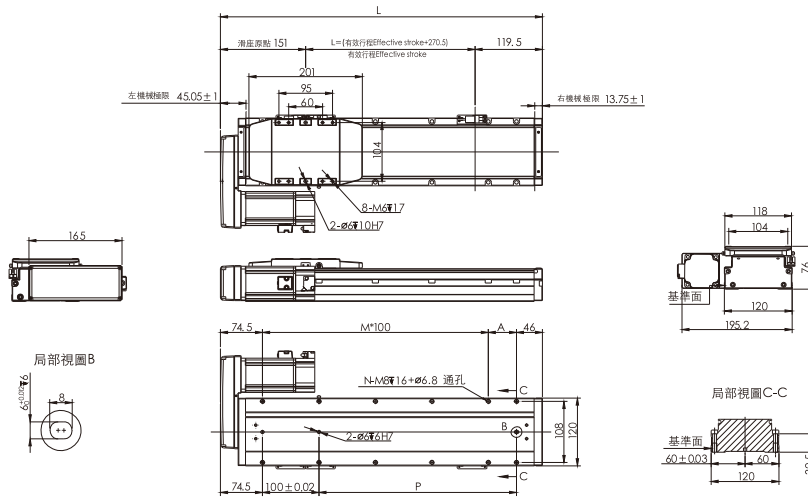
# M2



行程	50	100	150	200	250	300	350	400	450	500	550	600	650	700	750	800	850	900	950	1000	1050	1100	1150	1200	1250
L	344	394	444	494	544	594	644	694	744	794	844	894	944	994	1044	1094	1144	1194	1244	1294	1344	1394	1444	1494	1544
A	100	50	100	50	100	50	100	50	100	50	100	50	100	50	100	50	100	50	100	50	100	50	100	50	100
M	1	2	2	3	3	4	4	5	5	6	6	7	7	8	8	9	9	10	10	11	11	12	12	13	13
N	6	8	8	10	10	12	12	14	14	16	16	18	18	20	20	22	22	24	24	26	26	28	28	30	30
P	100	150	200	250	300	350	400	450	500	550	600	650	700	750	800	850	900	950	1000	1050	1100	1150	1200	1250	1300
重量 (kg)	5.05	5.4	5.75	6.1	6.45	6.8	7.15	7.5	7.85	8.2	8.55	8.9	9.25	9.6	9.95	10.3	10.65	11	11.35	11.7	12.05	12.4	12.75	13.1	13.45

※本公司享有變更規格之權益，恕不另行通知 ※Drawings and specifications are subject to change without prior notice.

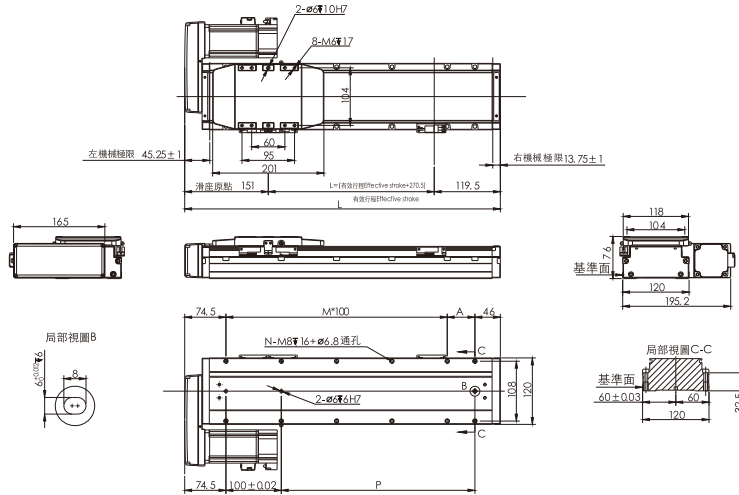
# M3



行程	50	100	150	200	250	300	350	400	450	500	550	600	650	700	750	800	850	900	950	1000	1050	1100	1150	1200	1250
L	320.5	370.5	420.5	470.5	520.5	570.5	620.5	670.5	720.5	770.5	820.5	870.5	920.5	970.5	1020.5	1070.5	1120.5	1170.5	1220.5	1270.5	1320.5	1370.5	1420.5	1470.5	1520.5
A	100	50	100	50	100	50	100	50	100	50	100	50	100	50	100	50	100	50	100	50	100	50	100	50	100
M	1	2	2	3	3	4	4	5	5	6	6	7	7	8	8	9	9	10	10	11	11	12	12	13	13
N	6	8	8	10	10	12	12	14	14	16	16	18	18	20	20	22	22	24	24	26	26	28	28	30	30
P	100	150	200	250	300	350	400	450	500	550	600	650	700	750	800	850	900	950	1050	1050	1100	1150	1200	1250	1300
重量 (kg)	5.25	5.6	5.95	6.3	6.65	7	7.35	7.7	8.05	8.4	8.75	9.1	9.45	9.8	10.15	10.85	11.2	11.55	11.51	12.25	12.6	12.56	12.91	13.26	13.61

※本公司享有變更規格之權益，恕不另行通知 ※Drawings and specifications are subject to change without prior notice.

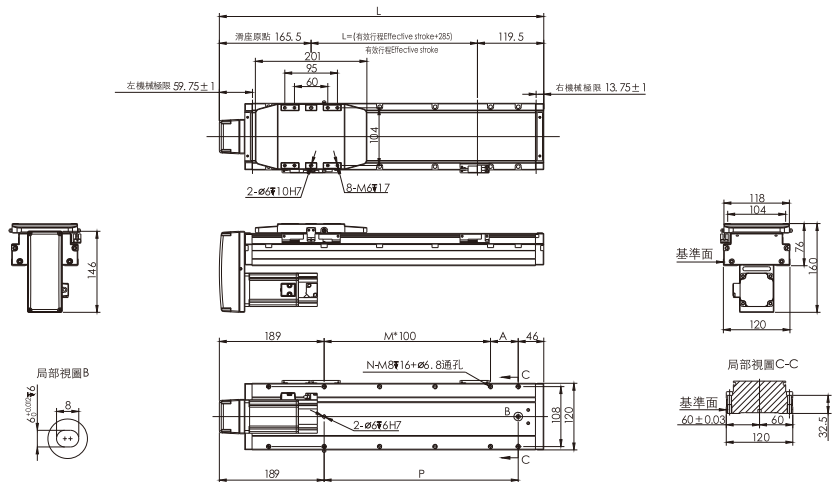
## M4



行程	50	100	150	200	250	300	350	400	450	500	550	600	650	700	750	800	850	900	950	1000	1050	1100	1150	1200	1250
L	320.5	370.5	420.5	470.5	520.5	570.5	620.5	670.5	720.5	770.5	820.5	870.5	920.5	970.5	1020.5	1070.5	1120.5	1170.5	1220.5	1270.5	1320.5	1370.5	1420.5	1470.5	1520.5
A	100	50	100	50	100	50	100	50	100	50	100	50	100	50	100	50	100	50	100	50	100	50	100	50	100
M	1	2	2	3	3	4	4	5	5	6	6	7	7	8	8	9	9	10	10	11	11	12	12	13	13
N	6	8	8	10	10	12	12	14	14	16	16	18	18	20	20	22	22	24	24	26	26	28	28	30	30
P	100	150	200	250	300	350	400	450	500	550	600	650	700	750	800	850	900	950	1050	1050	1100	1150	1200	1250	1300
重量 (kg)	5.25	5.6	5.95	6.3	6.65	7	7.35	7.7	8.05	8.4	8.75	9.1	9.45	9.8	10.15	10.85	11.2	11.55	11.51	12.25	12.6	12.56	12.91	13.26	13.61

※本公司享有變更規格之權益，恕不另行通知 ※Drawings and specifications are subject to change without prior notice.

## M6



行程	50	100	150	200	250	300	350	400	450	500	550	600	650	700	750	800	850	900	950	1000	1050	1100	1150	1200	1250
L	320.5	370.5	420.5	470.5	520.5	570.5	620.5	670.5	720.5	770.5	820.5	870.5	920.5	970.5	1020.5	1070.5	1120.5	1170.5	1220.5	1270.5	1320.5	1370.5	1420.5	1470.5	1520.5
A	100	50	100	50	100	50	100	50	100	50	100	50	100	50	100	50	100	50	100	50	100	50	100	50	100
M	1	2	2	3	3	4	4	5	5	6	6	7	7	8	8	9	9	10	10	11	11	12	12	13	13
N	6	8	8	10	10	12	12	14	14	16	16	18	18	20	20	22	22	24	24	26	26	28	28	30	30
P	100	150	200	250	300	350	400	450	500	550	600	650	700	750	800	850	900	950	1050	1050	1100	1150	1200	1250	1300
重量 (kg)	5.25	5.6	5.95	6.3	6.65	7	7.35	7.7	8.05	8.4	8.75	9.1	9.45	9.8	10.15	10.85	11.2	11.55	11.51	12.25	12.6	12.56	12.91	13.26	13.61

※本公司享有變更規格之權益，恕不另行通知 ※Drawings and specifications are subject to change without prior notice.

# MNK5 - L10- S100 - M2 - TM 42

型號  
Model

導程  
Lead

行程  
Stroke

馬達方向  
Motor direction

驅動器規格  
Driver model

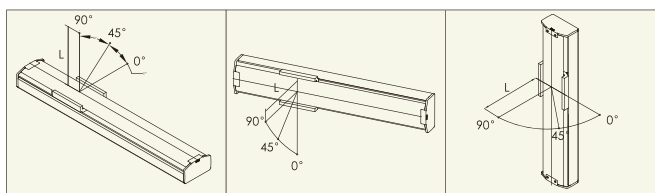
馬達規格  
Motor spec

- TO:T OPEN驅動器  
T OPEN Driver
- TM:T STEP驅動器  
T STEP Driver
- TS:T SERVO驅動器  
T SERVO Driver

- M2 馬達外置 Motor outside position
- M3 馬達外置右側 Motor outside ,rightward position
- M4 馬達外置左側 Motor outside ,rightward position
- M5 馬達外置上方 Motor outside ,upper position
- M6 馬達外置下方 Motor outside ,lower position

## MNK5規格表(MNK5 Specification)

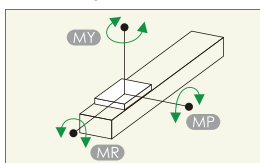
馬達出力 Step motor output	42步進		
重複定位精度 Repeatability(mm)	±0.01		
滾珠絲桿外徑 B.S(Ø)	Ø12		
滾珠螺桿導程 Lead(mm)	5	10	
最快速度 Maximum speed(mm/sec)	50	100	
最大載重 Maximum payload(kg)	水平使用 (H)	30	15
	垂直使用 (V)	10	5
額定推力 Rated thrus(N)	327	163	
行程 Stroke(mm)	100-800 50間隔 (interval)		



水平安裝應用: 單位Unit:mm Horizontal use				牆面安裝應用: 單位Unit:mm Wall installation use				垂直安裝應用: 單位Unit:mm During vertical use						
導程 Lead	荷重 Payload	0°	45°	90°	導程 Lead	荷重 Payload	0°	45°	90°	導程 Lead	荷重 Payload	0°	45°	90°
10	5kg	380	260	600	10	5kg	600	210	153	10	1kg	680	260	580
10	10kg	258	186	370	10	10kg	370	140	86	10	3kg	458	186	458
5	15kg	120	80	160	5	15kg	250	76	66	5	5kg	220	110	220
5	10kg	420	270	650	5	10kg	550	310	150	5	6kg	380	270	380
5	20kg	230	170	380	5	20kg	350	132	80	5	8kg	258	170	258
5	30kg	110	60	150	5	30kg	100	76	60	5	10kg	100	76	100

\*滑塊表面中心到搬送物重心的距離(僅供參考)  
Distance center of slider top to center of gravity of object being transported (For reference only)

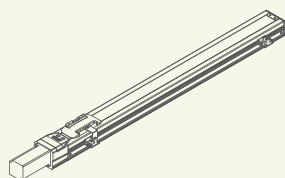
靜態容許負載慣量  
Static Loading Moment



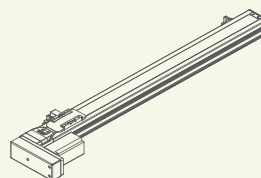
(單位:N.m) ( Unit:N.m)  
水平使用時 Static Loading Moment

MY	100
MP	100
MR	145

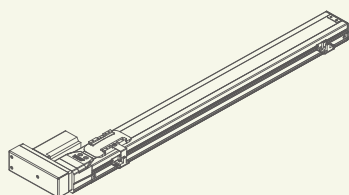
"此款型號不建議當多軸負載軸"  
This model suggest not be used as load axis of multi axes.



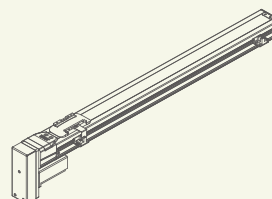
M2



M3

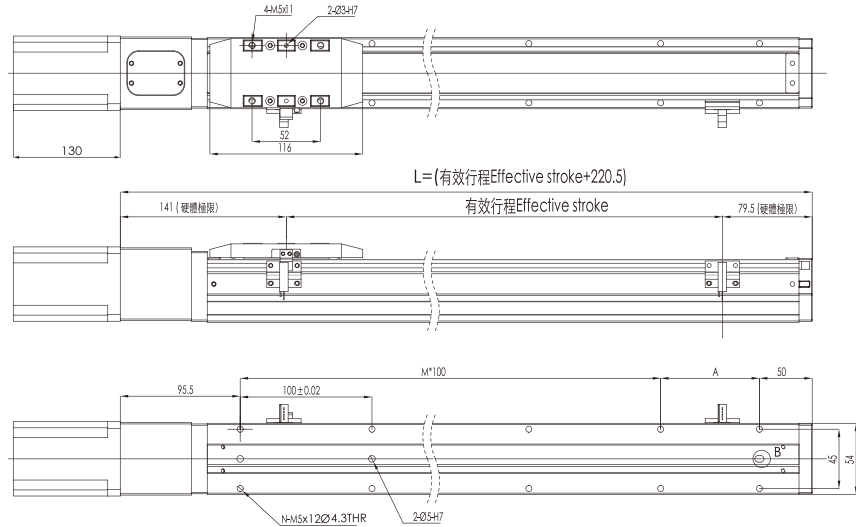
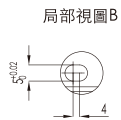
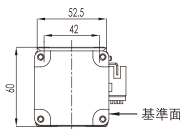


M4



M6

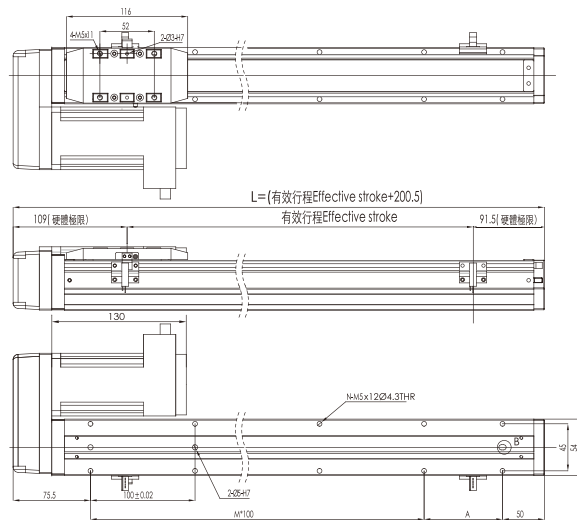
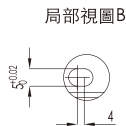
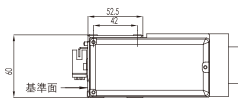
## M2



行程	100	150	200	250	300	350	400	450	500	550	600	650	700	750	800
L	320.5	370.5	420.5	470.5	520.5	570.5	620.5	670.5	720.5	770.5	820.5	870.5	920.5	970.5	1020.5
A	75	25	75	25	75	25	75	25	75	25	75	25	75	25	75
M	1	2	2	3	3	4	4	5	5	6	6	7	7	8	8
N	6	8	8	10	10	12	12	14	14	16	16	18	18	20	20
質量(kg)	2.4	2.6	2.8	3.0	3.2	3.4	3.6	3.8	4	4.2	4.4	4.6	4.8	5	5.2

※本公司享有變更規格之權益，恕不另行通知 ※Drawings and specifications are subject to change without prior notice.

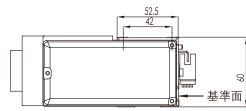
## M3



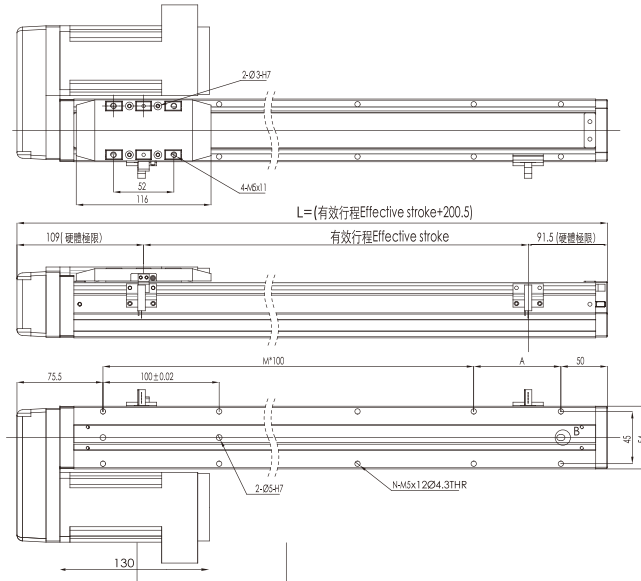
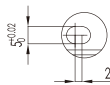
行程	100	150	200	250	300	350	400	450	500	550	600	650	700	750	800
L	300.5	350.5	400.5	450.5	500.5	550.5	600.5	650.5	700.5	750.5	800.5	850.5	900.5	950.5	1000.5
A	75	25	75	25	75	25	75	25	75	25	75	25	75	25	75
M	1	2	2	3	3	4	4	5	5	6	6	7	7	8	8
N	6	8	8	10	10	12	12	14	14	16	16	18	18	20	20
質量(kg)	2.6	2.8	3.0	3.2	3.4	3.6	3.8	4	4.2	4.4	4.6	4.8	5	5.2	5.4

※本公司享有變更規格之權益，恕不另行通知 ※Drawings and specifications are subject to change without prior notice.

# M4



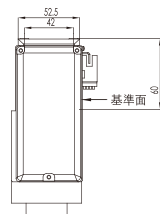
局部視圖B



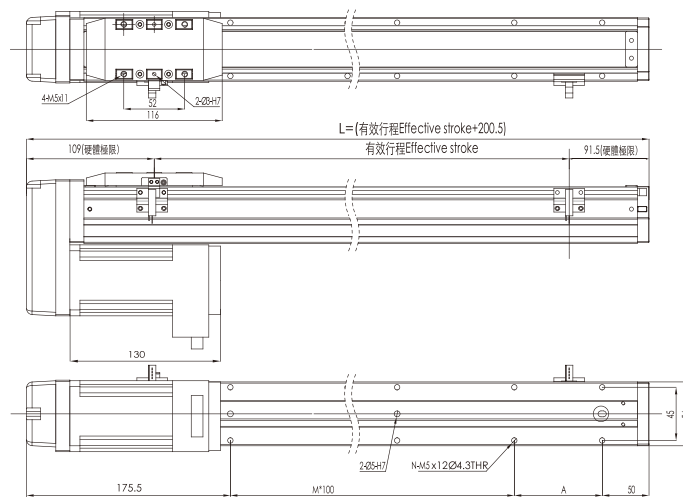
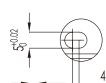
行程	100	150	200	250	300	350	400	450	500	550	600	650	700	750	800
L	300.5	350.5	400.5	450.5	500.5	550.5	600.5	650.5	700.5	750.5	800.5	850.5	900.5	950.5	1000.5
A	75	25	75	25	75	25	75	25	75	25	75	25	75	25	75
M	1	2	2	3	3	4	4	5	5	6	6	7	7	8	8
N	6	8	8	10	10	12	12	14	14	16	16	18	18	20	20
質量(kg)	2.6	2.8	3.0	3.2	3.4	3.6	3.8	4	4.2	4.4	4.6	4.8	5	5.2	5.4

※本公司享有變更規格之權益，恕不另行通知 ※Drawings and specifications are subject to change without prior notice.

# M6



局部視圖B



行程	100	150	200	250	300	350	400	450	500	550	600	650	700	750	800
L	300.5	350.5	400.5	450.5	500.5	550.5	600.5	650.5	700.5	750.5	800.5	850.5	900.5	950.5	1000.5
A	75	25	75	25	75	25	75	25	75	25	75	25	75	25	75
M	1	2	2	3	3	4	4	5	5	6	6	7	7	8	8
N	6	8	8	10	10	12	12	14	14	16	16	18	18	20	20
質量(kg)	2.6	2.8	3.0	3.2	3.4	3.6	3.8	4	4.2	4.4	4.6	4.8	5	5.2	5.4

※本公司享有變更規格之權益，恕不另行通知 ※Drawings and specifications are subject to change without prior notice.



## MNK8 - L10- S100 - M2- TM 57

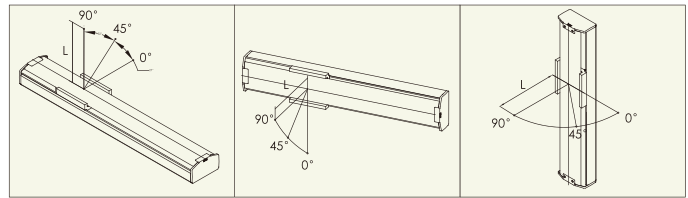
型號 Model      導程 Lead      行程 Stroke      馬達方向 Motor direction      驅動器規格 Driver model      馬達規格 Motor spec

- M2 馬達外置 Motor outside position
- M3 馬達外置右側 Motor outside ,rightward position
- M4 馬達外置左側 Motor outside ,rightward position
- M5 馬達外置上方 Motor outside ,upper position
- M6 馬達外置下方 Motor outside ,lower position

- TO:T OPEN驅動器  
T OPEN Driver
- TM:T STEP驅動器  
T STEP Driver
- TS:T SERVO驅動器  
T SERVO Driver

### MNK8規格表(MNK8 Specification)

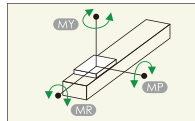
馬達出力 Step motor output	57步進			
重複定位精度 Repeatability(mm)	±0.01			
滾珠絲桿外徑 B.S(Ø)	Ø16			
滾珠螺桿導程 Lead(mm)	5	10	20	
最快速度 Maximum speed(mm/sec)	50	100	200	
最大載重 Maximum payload(kg)	水平使用 (H)	50	30	11
	垂直使用 (V)	15	8	2.6
額定推力 Rated thrus(N)	685	340	176	
行程 Stroke(mm)	100-1050 50間隔 (interval)			



水平安裝應用: 單位Unit:mm Horizontal use				牆面安裝應用: 單位Unit:mm Wall installation use				垂直安裝應用: 單位Unit:mm During vertical use						
導程 Lead	荷重 Payload	0°	45°	90°	導程 Lead	荷重 Payload	0°	45°	90°	導程 Lead	荷重 Payload	0°	45°	90°
Lead5	6kg	467	390	1180	Lead20	6kg	760	423	386	Lead10	2.5kg	863	460	863
	9kg	325	262	800		9kg	542	290	234		-	-	-	-
	12kg	238	183	595		12kg	277	180	159		-	-	-	-
Lead10	10kg	415	293	1700	Lead10	10kg	1360	378	286	Lead10	5kg	583	270	583
	20kg	202	200	823		20kg	794	173	136		8kg	340	170	340
	30kg	131	113	483		30kg	493	106	86		-	-	-	-
Lead15	20kg	302	283	1532	Lead15	20kg	1450	214	153	Lead15	10kg	361	245	361
	35kg	146	136	882		35kg	845	113	81		15kg	234	156	234
	50kg	90	78	430		50kg	463	74	53		-	-	-	-

\*滑塊表面中心到搬送物重心的距離(僅供參考)  
Distance center of slider top to center of gravity of object being transported (For reference only)

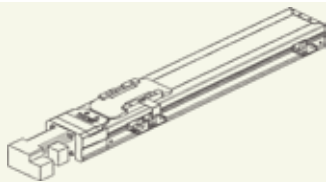
靜態容許負載慣量  
Static Loading Moment



(單位:N.m) ( Unit:N.m)  
水平使用時 Static Loading Moment

MY	323
MP	323
MR	319

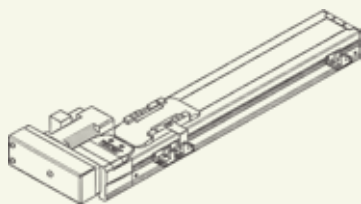
"此款型號不建議當多軸負載軸"  
This model suggest not be used as load axis of multi axes.



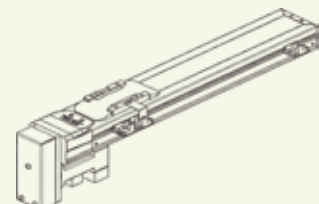
M2



M3

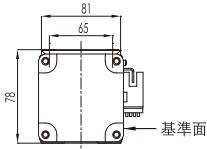


M4

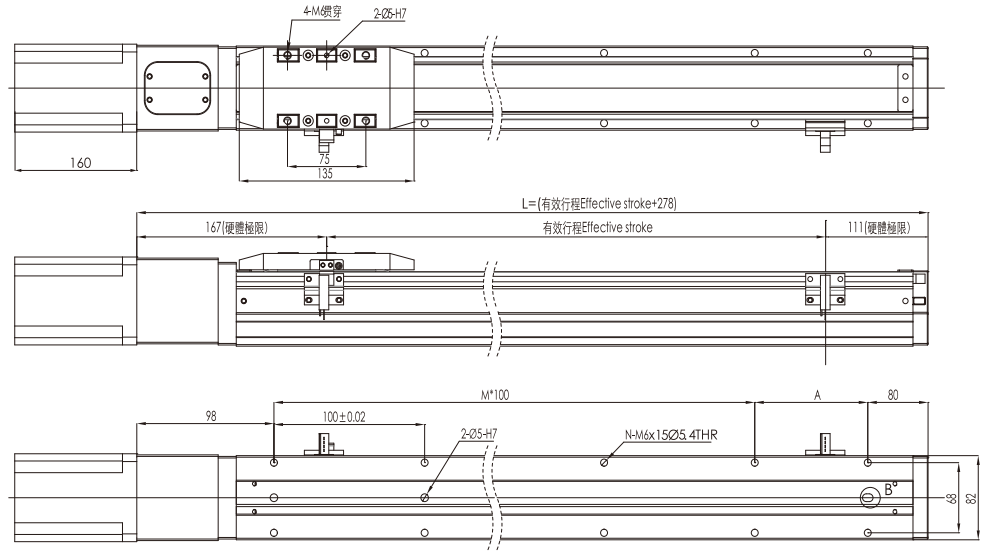
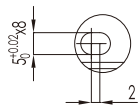


M6

# M2



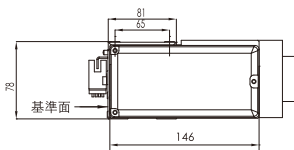
局部视图B



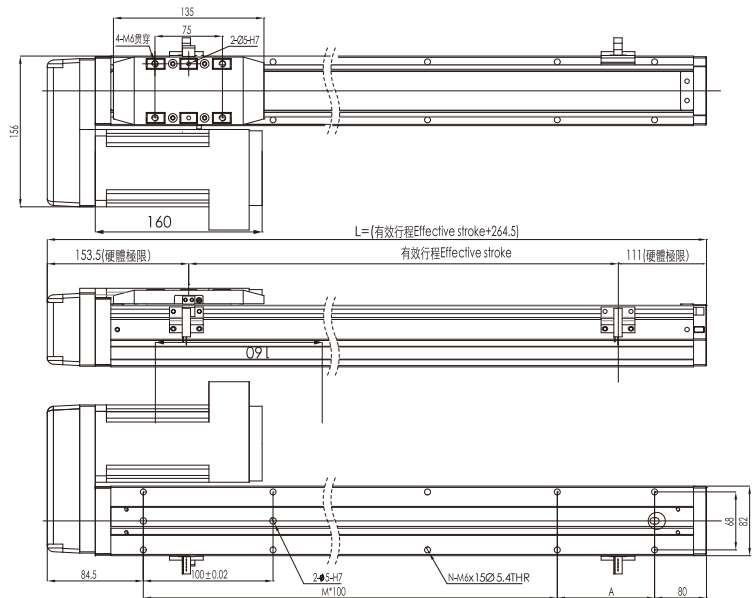
行程	100	150	200	250	300	350	400	450	500	550	600	650	700	750	800	850	900	950	1000
L	378	428	478	528	578	628	678	728	778	828	878	928	978	1028	1078	1128	1178	1228	1278
A	100	50	100	50	100	50	100	50	100	50	100	50	100	50	100	50	100	50	100
M	1	2	2	3	3	4	4	5	5	6	6	7	7	8	8	9	9	10	10
N	6	8	8	10	10	12	12	14	14	16	16	18	18	20	20	22	22	24	24
重量(kg)	5.54	5.91	6.27	6.64	7	7.37	7.73	8.1	7.8	8.46	8.83	9.19	9.56	9.92	10.29	10.65	11.38	11.75	12.11

※本公司享有變更規格之權益，恕不另行通知 ※Drawings and specifications are subject to change without prior notice.

# M3



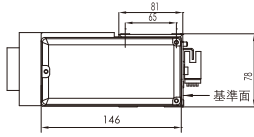
局部视图B



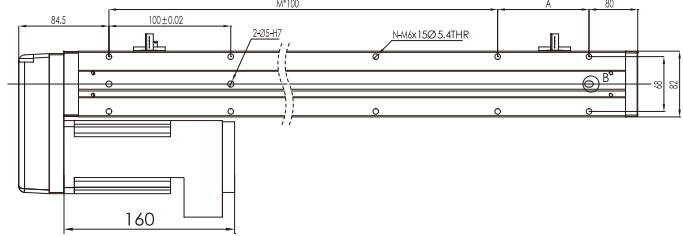

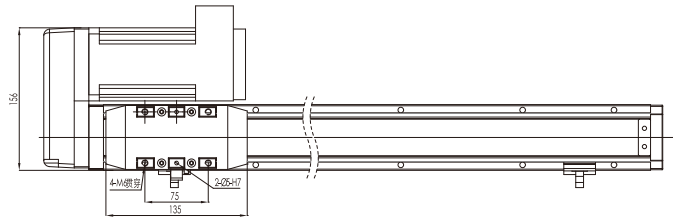
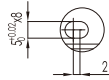
行程	100	150	200	250	300	350	400	450	500	550	600	650	700	750	800	850	900	950	1000
L	364.5	414.5	464.5	514.5	564.5	614.5	664.5	714.5	764.5	814.5	864.5	914.5	964.5	1014.5	1064.5	1114.5	1164.5	1214.5	1264.5
A	100	50	100	50	100	50	100	50	100	50	100	50	100	50	100	50	100	50	100
M	0	1	1	2	2	3	3	4	4	5	5	6	6	7	7	8	8	9	9
N	4	6	6	8	8	10	10	12	12	14	14	16	16	18	18	20	20	22	22
重量(kg)	5.6	6.12	6.64	7.16	7.68	8.2	8.72	9.24	7.8	9.76	10.28	10.8	11.32	11.84	12.36	12.88	13.92	14.44	14.96

※本公司享有變更規格之權益，恕不另行通知 ※Drawings and specifications are subject to change without prior notice.

## M4



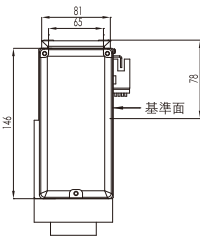
局部視圖B



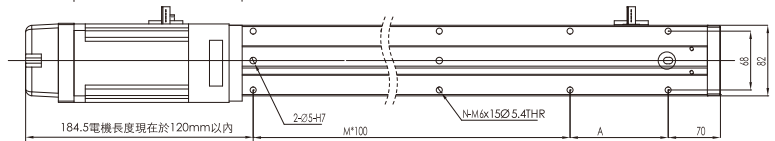
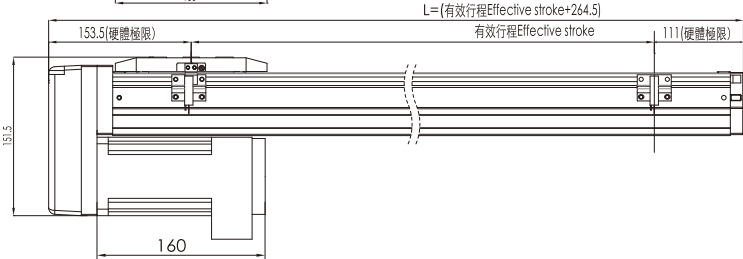

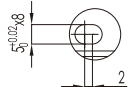
行程	100	150	200	250	300	350	400	450	500	550	600	650	700	750	800	850	900	950	1000
L	364.5	414.5	464.5	514.5	564.5	614.5	664.5	714.5	764.5	814.5	864.5	914.5	964.5	1014.5	1064.5	1114.5	1164.5	1214.5	1264.5
A	100	50	100	50	100	50	100	50	100	50	100	50	100	50	100	50	100	50	100
M	0	1	1	2	2	3	3	4	4	5	5	6	6	7	7	8	8	9	9
N	4	6	6	8	8	10	10	12	12	14	14	16	16	18	18	20	20	22	22
重量(kg)	5.6	6.12	6.64	7.16	7.68	8.2	8.72	9.24	7.8	9.76	10.28	10.8	11.32	11.84	12.36	12.88	13.92	14.44	14.96

※本公司享有變更規格之權益，恕不另行通知 ※Drawings and specifications are subject to change without prior notice.

## M6



局部視圖B



行程	100	150	200	250	300	350	400	450	500	550	600	650	700	750	800	850	900	950	1000
L	364.5	414.5	464.5	514.5	564.5	614.5	664.5	714.5	764.5	814.5	864.5	914.5	964.5	1014.5	1064.5	1114.5	1164.5	1214.5	1264.5
A	100	50	100	50	100	50	100	50	100	50	100	50	100	50	100	50	100	50	100
M	0	1	1	2	2	3	3	4	4	5	5	6	6	7	7	8	8	9	9
N	4	6	6	8	8	10	10	12	12	14	14	16	16	18	18	20	20	22	22
重量(kg)	5.6	6.12	6.64	7.16	7.68	8.2	8.72	9.24	7.8	9.76	10.28	10.8	11.32	11.84	12.36	12.88	13.92	14.44	14.96

※本公司享有變更規格之權益，恕不另行通知 ※Drawings and specifications are subject to change without prior notice.

# MNK12 - L10- S100- M2- TM 57

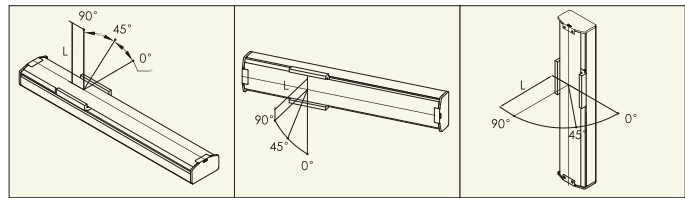
型號 Model      導程 Lead      行程 Stroke      馬達方向 Motor direction      驅動器規格 Driver model      馬達規格 Motor spec

- TO:T OPEN驅動器  
T OPEN Driver
- TM:T STEP驅動器  
T STEP Driver
- TS:T SERVO驅動器  
T SERVO Driver

- M2 馬達外置 Motor outside position
- M3 馬達外置右側 Motor outside ,rightward position
- M4 馬達外置左側 Motor outside ,rightward position
- M5 馬達外置上方 Motor outside ,upper position
- M6 馬達外置下方 Motor outside ,lower position

## MNK12規格表(MNK12 Specification)

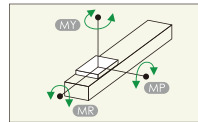
馬達出力 Step motor output	57步進			
重複定位精度 Repeatability(mm)	±0.01			
滾珠絲桿外徑 B.S(Ø)	Ø16			
滾珠螺桿導程 Lead(mm)	5	10	20	
最快速度 Maximun speed(mm/sec)	50	100	200	
最大載重 Maximun payload(kg)	水平使用 (H)	50	30	11
	垂直使用 (V)	15	8	2.6
額定推力 Rated thrus(N)	685	340	176	
行程 Stroke(mm)	100-1050 50間隔 (interval)			



水平安裝應用: 單位Unit:mm Horizontal use					牆面安裝應用: 單位Unit:mm Wall installation use					垂直安裝應用: 單位Unit:mm During vertical use				
導程 Lead	荷重 Payload	0°	45°	90°	導程 Lead	荷重 Payload	0°	45°	90°	導程 Lead	荷重 Payload	0°	45°	90°
6k	6kg	467	390	1180	6k	6kg	760	423	386	6k	2.5kg	863	460	863
9k	9kg	325	262	800	9k	9kg	542	290	234	-	-	-	-	-
12k	12kg	238	183	595	12k	12kg	277	180	159	-	-	-	-	-
10k	10kg	415	293	1700	10k	10kg	1360	378	286	5k	5kg	583	270	583
20k	20kg	202	200	823	20k	20kg	794	173	136	8k	8kg	340	170	340
30k	30kg	131	113	483	30k	30kg	493	106	86	-	-	-	-	-
20k	20kg	302	283	1532	20k	20kg	1450	214	153	10k	10kg	361	245	361
35k	35kg	146	136	882	35k	35kg	845	113	81	15k	15kg	234	156	234
50k	50kg	90	78	430	50k	50kg	463	74	53	-	-	-	-	-

\*滑塊表面中心到搬送物重心的距離(僅供參考)  
Distance center of slider top to center of gravity of object being transported (For reference only)

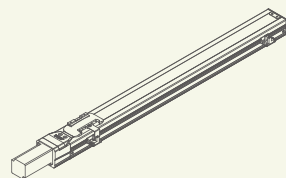
靜態容許負載慣量  
Static Loading Moment



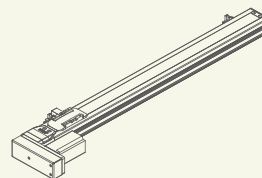
(單位:N.m) (Unit:N.m)  
水平使用時 Static Loading Moment

MY	323
MP	323
MR	319

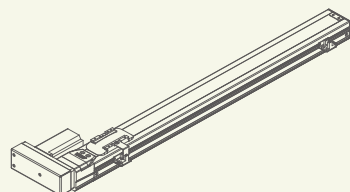
"此款型號不建議當多軸負載軸"  
This model suggest not be used as load axis of multi axes.



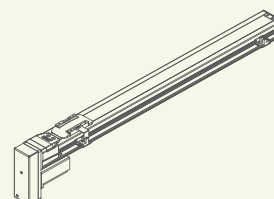
M2



M3

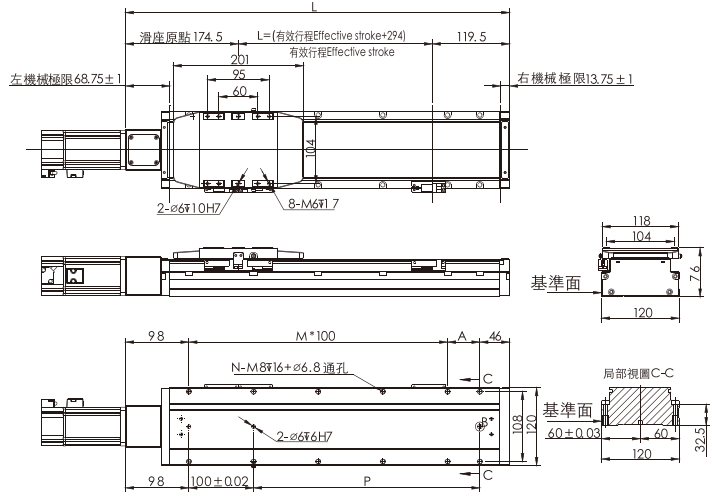


M4



M6

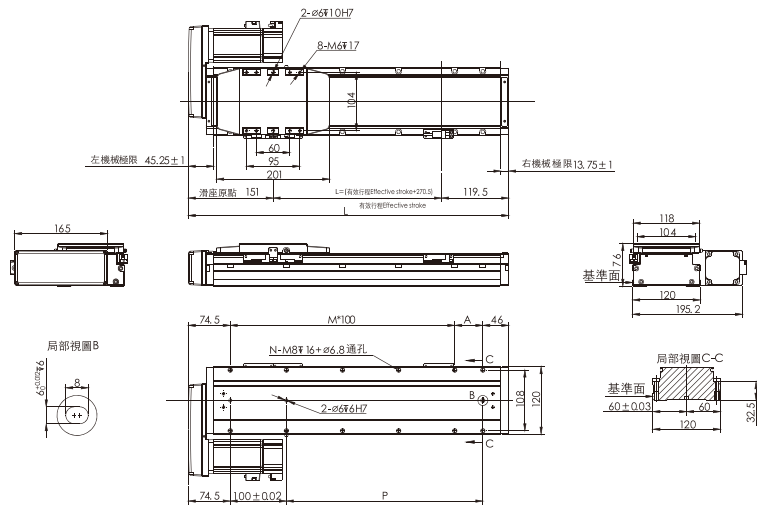
## M2



行程	50	100	150	200	250	300	350	400	450	500	550	600	650	700	750	800	850	900	950	1000	1050	1100	1150	1200	1250
L	344	394	444	494	544	594	644	694	744	794	844	894	944	994	1044	1094	1144	1194	1244	1294	1344	1394	1444	1494	1544
A	100	50	100	50	100	50	100	50	100	50	100	50	100	50	100	50	100	50	100	50	100	50	100	50	100
M	1	2	2	3	3	4	4	5	5	6	6	7	7	8	8	9	9	10	10	11	11	12	12	13	13
N	6	8	8	10	10	12	12	14	14	16	16	18	18	20	20	22	22	24	24	26	26	28	28	30	30
P	100	150	200	250	300	350	400	450	500	550	600	650	700	750	800	850	900	950	1000	1050	1100	1150	1200	1250	1300
重量 (kg)	5.05	5.4	5.75	6.1	6.45	6.8	7.15	7.5	7.85	8.2	8.55	8.9	9.25	9.6	9.95	10.3	10.65	11	11.35	11.7	12.05	12.4	12.75	13.1	13.45

※本公司享有變更規格之權益，恕不另行通知 ※Drawings and specifications are subject to change without prior notice.

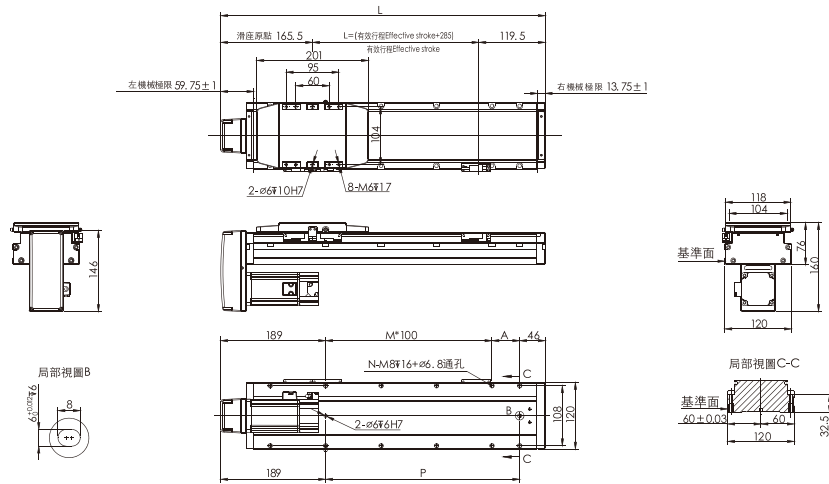
## M3



行程	50	100	150	200	250	300	350	400	450	500	550	600	650	700	750	800	850	900	950	1000	1050	1100	1150	1200	1250
L	335	385	435	485	535	585	635	685	735	785	835	885	935	985	1035	1085	1135	1185	1235	1285	1335	1385	1435	1485	1535
A	100	50	100	50	100	50	100	50	100	50	100	50	100	50	100	50	100	50	100	50	100	50	100	50	100
M	0	1	1	2	2	3	3	4	4	5	5	6	6	7	7	8	8	9	9	10	10	11	11	12	12
N	4	6	6	8	8	10	10	12	12	14	14	16	16	18	18	20	20	22	22	24	24	26	26	28	28
P	100	150	200	250	300	350	400	450	500	550	600	650	700	750	800	850	900	1000	1050	1100	1150	1200	1250	1300	1350
重量 (kg)	5.21	5.56	5.91	6.26	6.61	6.96	7.31	7.66	8.01	8.36	8.91	9.06	9.41	9.76	10.11	10.46	10.81	11.16	11.51	11.86	12.21	12.56	12.91	13.26	13.61

※本公司享有變更規格之權益，恕不另行通知 ※Drawings and specifications are subject to change without prior notice.

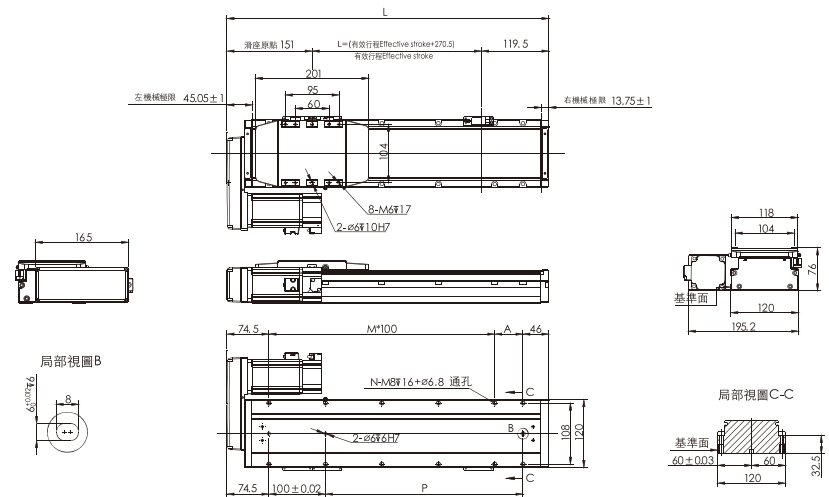
# M4



行程	50	100	150	200	250	300	350	400	450	500	550	600	650	700	750	800	850	900	950	1000	1050	1100	1150	1200	1250
L	335	385	435	485	535	585	635	685	735	785	835	885	935	985	1035	1085	1135	1185	1235	1285	1335	1385	1435	1485	1535
A	100	50	100	50	100	50	100	50	100	50	100	50	100	50	100	50	100	50	100	50	100	50	100	50	100
M	0	1	1	2	2	3	3	4	4	5	5	6	6	7	7	8	8	9	9	10	10	11	11	12	12
N	4	6	6	8	8	10	10	12	12	14	14	16	16	18	18	20	20	22	22	24	24	26	26	28	28
P	100	150	200	250	300	350	400	450	500	550	600	650	700	750	800	850	900	1000	1050	1100	1150	1200	1250	1300	1350
重量 (kg)	5.21	5.56	5.91	6.26	6.61	6.96	7.31	7.66	8.01	8.36	8.91	9.06	9.41	9.76	10.11	10.46	10.81	11.16	11.51	11.86	12.21	12.56	12.91	13.26	13.61

※本公司享有變更規格之權益，恕不另行通知 ※Drawings and specifications are subject to change without prior notice.

# M6



行程	50	100	150	200	250	300	350	400	450	500	550	600	650	700	750	800	850	900	950	1000	1050	1100	1150	1200	1250
L	335	385	435	485	535	585	635	685	735	785	835	885	935	985	1035	1085	1135	1185	1235	1285	1335	1385	1435	1485	1535
A	100	50	100	50	100	50	100	50	100	50	100	50	100	50	100	50	100	50	100	50	100	50	100	50	100
M	0	1	1	2	2	3	3	4	4	5	5	6	6	7	7	8	8	9	9	10	10	11	11	12	12
N	4	6	6	8	8	10	10	12	12	14	14	16	16	18	18	20	20	22	22	24	24	26	26	28	28
P	100	150	200	250	300	350	400	450	500	550	600	650	700	750	800	850	900	1000	1050	1100	1150	1200	1250	1300	1350
重量 (kg)	5.21	5.56	5.91	6.26	6.61	6.96	7.31	7.66	8.01	8.36	8.91	9.06	9.41	9.76	10.11	10.46	10.81	11.16	11.51	11.86	12.21	12.56	12.91	13.26	13.61

※本公司享有變更規格之權益，恕不另行通知 ※Drawings and specifications are subject to change without prior notice.